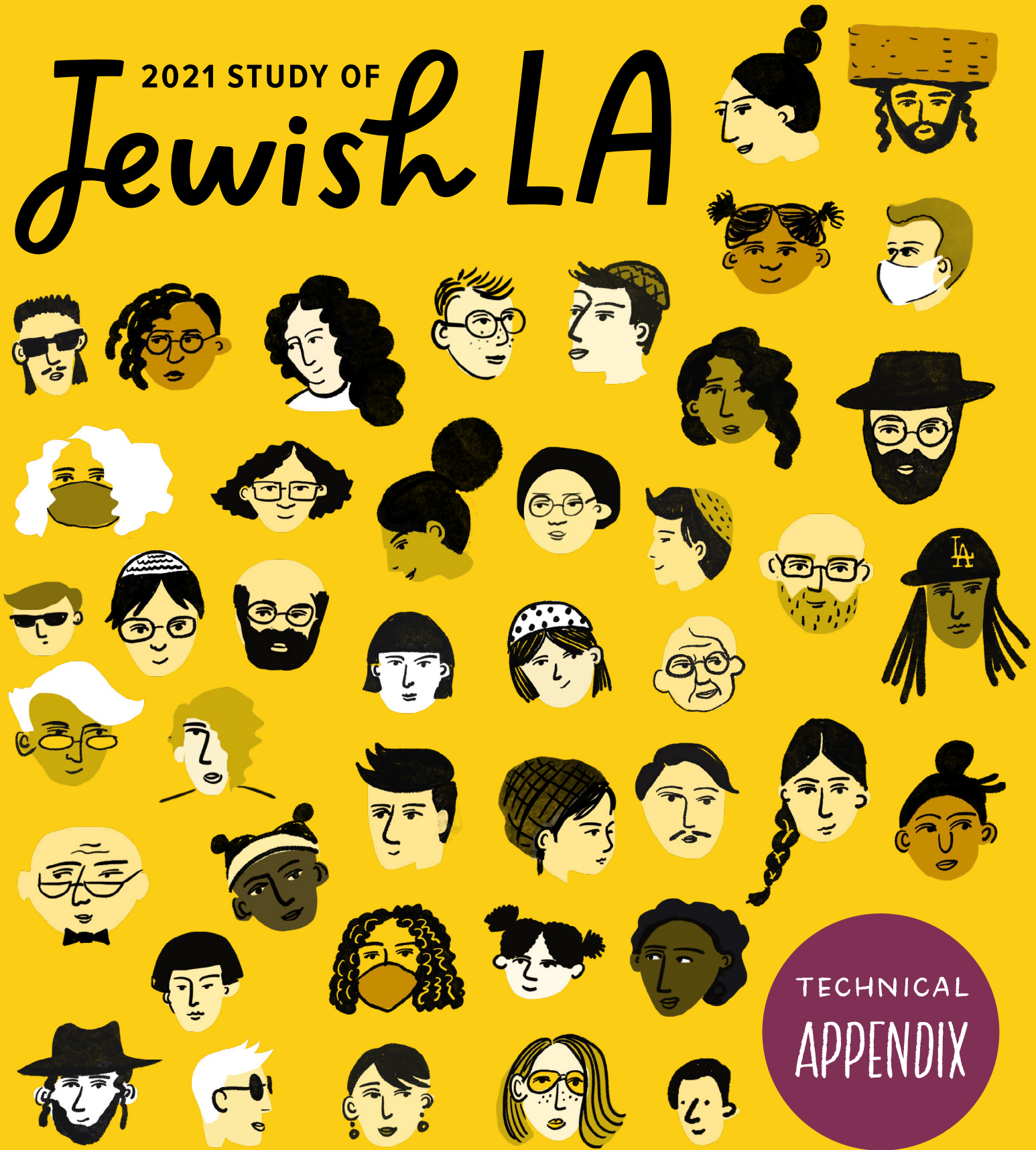


2021 STUDY OF *Jewish* LA



TECHNICAL
APPENDIX

Brandeis

MAURICE AND MARILYN
COHEN CENTER FOR
MODERN JEWISH STUDIES

NORC at the
University of
Chicago

Cohen Center for Modern Jewish Studies (CMJS)
at Brandeis University and NORC at the University of Chicago



THE ROSALINDE AND ARTHUR
GILBERT FOUNDATION

THE FOUNDATION
JEWISH COMMUNITY FOUNDATION
LOS ANGELES

THE DIANE & GUILFORD
GLAZER
FOUNDATION FUND
At the Jewish Community Foundation

2021 Study of Jewish LA

Technical Appendix

Janet Krasner Aronson, Matthew A. Brookner,
Leonard Saxe, Adina Bankier-Karp, Matthew Boxer,
Zachary H. Seeskin, David Dutwin

© 2022 Brandeis University
Maurice and Marilyn Cohen Center for Modern Jewish Studies
www.brandeis.edu/cmjs

The Cohen Center for Modern Jewish Studies (CMJS), founded in 1980, is dedicated to providing independent, high-quality research on issues related to contemporary Jewish life.

Recommended Citation: Aronson, J.K., Brookner, M.A., Saxe, L., Bankier-Karp, A., Boxer, M., Seeskin, Z.H., & Dutwin, D. (2022).
2021 Study of Jewish LA: Technical Appendix. Waltham, MA: Cohen Center for Modern Jewish Studies, Brandeis University.
www.brandeis.edu/cmjs/community-studies/los-angeles-report.html

TABLE OF CONTENTS

Section A. Study Methodology A1

Section B. Analysis..... B1

Section C. Study Instrument C1

Section D. Codebook.....D1

Section E. Supporting Documents..... E1

SECTION A. STUDY METHODOLOGY

Sampling Frame Construction

The sampling frame was designed to encompass the Jewish population across the Greater Los Angeles area including Los Angeles, the South Bay, and the San Fernando and Conejo valleys.

The sampling frame was constructed from two main sets of data sources: (1) combined, de-duplicated membership lists from more than 60 Greater Los Angeles Jewish organizations and (2) an extract from the U.S. Postal Service Computerized Delivery Sequence File (CDSF) to ensure broad coverage of the Jewish community in Greater Los Angeles.

Both sets of data sources were used for the main sample. To be eligible for the main sample, a household needed to have a valid mailing address. Main sample households were eligible to be contacted by mail, phone, or email for recruitment for the survey. In addition, a supplemental sample contacted by email only was developed using only organization list records not included in the main sample and that had email addresses available on file.

Organization List Frame

In addition to utilizing databases available from JFGLA, the study team contacted a wide variety of organizations in the community and asked them to share their membership lists for inclusion in the study. More than 60 additional organizations participated representing a broad cross-section of the community, including synagogues, day schools, early childhood centers, social service agencies, and youth organizations.

The study team used a deterministic record linkage model to identify and remove households appearing on multiple lists. Likely business addresses were removed based upon information from U.S. Postal Service CDSF, and names, mailing addresses, and contact information were cleaned across all files. Records were considered matches if they shared two or more of the following: exact name, exact address, exact phone number, and exact email. Records were also considered matches if they shared fuzzy matched names or addresses along with exact matched values from the other contact information fields. Fuzzy matches were determined using the *stringdist* function from the *stringdist* package. A pair of strings was considered a fuzzy match if their distance was less than 1 as calculated by the *optimal string alignment* algorithm, a modification of the Levenshtein distance that allows for transpositions of adjacent characters.¹

Within each group of matched records, the record with the most frequent address information was kept in the frame, while the others were dropped. Groups containing more than two last names or more than two addresses were not counted as matches. Records that loosely matched, such as those that had matching names, unit numbers, and fuzzy matched emails, were deduplicated manually.

¹ van der Loo, M. P. J. “The stringdist package for approximate string matching”, R Journal, 6:1 (2014), pp. 111–122.

There were 228,368 households on the organization list frame with mailing addresses available that were eligible for the main sample. An additional 90,824 records had email addresses available but no mailing addresses. These households were eligible for the supplemental email sample, but not the main sample.

Address-Based Frame

To assure broad coverage of the Jewish community across Greater Los Angeles, the study additionally conducted address-based sampling (ABS) from the aforementioned U.S. Postal Service CDSF. All addresses from the organization list frame were removed from the address-based frame. Households on the address-based frame were designated as either likely Jewish or not based on applying a predictive model with available vendor data for a first-stage sample, and different strata were formed for households predicted and not predicted as likely Jewish. Details of the methodology are described in the following section on sample design.²

Sample Design

A stratified sample design was employed for both portions of the frame to ensure representation of different population subgroups, to increase the likelihood of reaching Jewish households, and to assure broad coverage of the Greater Los Angeles Jewish community. The study also aimed to support estimation for six regions of Greater Los Angeles: Central/Metro/Mid, East Valley, North County Valleys, South Bay, West Valley, and Westside.

Organization List Sample Design

The organization list frame grouped lists and records within lists into strata, both to increase the likelihood of reaching specific subgroups within the Greater Los Angeles community and to obtain sufficient numbers of completed interviews to support estimation for different subgroups. The following describes the strata, with households that could be classified as belonging to multiple demographic groups assigned to the first stratum in the list for which they were classified:

- Likely Israeli, including households from lists likely to include Israeli households;
- Likely Persian, including households from lists likely to include Persian households;
- Likely Russian, including households from lists likely to include Russian-speaking households;
- Israeli names, including households with surnames likely to be Israeli (excluding generic distinctive Jewish names);
- Persian names, including households with surnames likely to be Persian;
- Russian names, including households with first names likely to be Russian;
- Likely LGBTQ, including households from lists likely to include LGBTQ individuals;

² Dutwin, D. (2021) Feedback Loop: Using Surveys to Build and Assess Registration-Based Sample Religious Flags for Survey Research. In *Big Data Meets Survey Science: A Collection of Innovative Methods* (Craig Hill, Paul Biemer, Trent Buskirk, Lilli Japiec, Antje Kirchner, Stas Kolenikov, and Lars Lyberg, eds.) p. 537-557 Hoboken, NJ: Wiley.

- Likely nonwhite names, including households with likely nonwhite surnames according to U.S. Census Bureau data³;
- Likely young families to reach households likely having children ages 0 to 4;
- Other families to reach households likely having children aged 5 to 17;
- Likely young adults, including households likely to have residents aged 18 to 35;
- Other adults from lists likely to have high eligibility (very likely to be Jewish) for the study;
- Other adults from lists with moderate likelihood of eligibility for the study; and
- Other adults from lists with lower likelihood of eligibility for the study.

Households were assigned to a sampling stratum based upon region and assignment to one of the above fourteen groups. To assure an even distribution of the sample across geographic areas in Greater Los Angeles, the study team employed systematic sampling⁴ to sort the frame within these sampling strata by region, zip code, block, street name, and street number and then sampling at regular intervals within strata.

Table A1 shows stratum sizes and number of cases sample by stratum within the organization list frame. The stratum sizes reflect number of households with mailing addresses available who were eligible for the main sample as well as cases with only email addresses available who were eligible for the supplemental sample. The sample sizes for the main sample are shown as well as the sample size for the supplemental sample contacted by email only. Note that for select lists, households were selected for the supplemental sample with certainty if an email address was available and the households was not selected for the main sample.

Address-Based Sample Design

Address-based sampling⁵ was conducted using a stratified sample design employed from the CDSF portion of the frame. The stratification scheme was based (1) classifying census block groups by the estimated prevalence of Jewish households into *high*, *medium*, *low*, and *very low* density of Jewish households; and (2) employing a predictive model to determine households' likelihood of having a Jewish adult.

First, the study team developed a measure related to Jewish density at the census block group-level. The study team chose census block groups as a small geographic unit for this as block groups typically designed by the U.S. Census Bureau to have between 600 and 3,000 residents on average. The resulting measures were developed by combining three input block group-level measures:

³ U.S. Census Bureau. "Frequently Occurring Surnames from the 2010 Census", (2016), https://www.census.gov/topics/population/genealogy/data/2010_surnames.html

⁴ Kish, L. (1965) *Survey sampling*. John Wiley and Sons, Inc., New York.

⁵ Harter, R., Battaglia, M. P., Buskirk, T. D., Dillman, D. A., English, N., Fahimi, M., Frankel, M. R., Kennel, T., McMichael, J.P., McPhee, C. P., Montaquila, J., Yancey, T., & Zukerberg, A. L. (2016). Address-based sampling. Prepared for AAPOR Council by the Task Force on Address-based sampling, Operating Under the Auspices of the AAPOR Standards Committee. <https://www.aapor.org/Education-Resources/Reports/Address-based-Sampling.aspx>

(1) the percentage of households in the block group on the de-duplicated organization list frame, (2) the percentage of households in the block group identified by a vendor as likely Jewish, and (3) the percentage of households with persons with likely Jewish surnames. A principal component analysis was conducted of the three measures, and the first principal component was taken as a correlate of Jewish density. Block groups were ranked by the resulting Jewish density measure and then grouped into four categories of likely Jewish density: *high*, *medium*, *low*, and *very low*. The *very low* group corresponded with census black groups that had low measures of Jewish density for all three available measures.

Table A1. Organization List Sample Design

Stratum	Number of Households Eligible for Main Sample^a	Number of Households with Only Email Addresses on Frame	Sample Size, Main Sample	Sample Size, Supplemental Sample
Likely Israeli (Lists)	495	0	335	0
Likely Persian (Lists)	2,780	8,289	1,699	3362
Likely Russian (Lists)	483	344	320	58
Israeli Names	8,463	2,341	2,029	391
Persian Names	1,407	372	597	62
Russian Names	10,106	3,242	2,014	541
Likely LGBTQ	2,132	1,749	2,062	292
Likely Nonwhite (Names)	1,983	286	1,898	48
Young Families	13,199	92	2,296	16
Other Families	8,555	1,617	1,546	270
Young Adults	36,387	10,341	3,709	1724
Other Adults (High Eligibility)	18,942	591	1,884	99
Other Adults (Mid-Range Eligibility)	118,519	53,101	10,967	4426
Other Adults (Low Eligibility)	4,917	8459	254	1410
Total	228,368	90,824	31,610	12,699

^aTo be eligible for the main sample, households had to have a valid Greater Los Angeles address on the sample frame.

^bSupplemental sample cases were selected among cases with email addresses but no mailing addresses available from the sampling frame, with the exception of a few select lists for which households not selected for the main sample were selected with certainty for the supplemental sample if an email address was available.

Households were additionally stratified based on classification from a predictive model as likely Jewish or not. For the address-based portion of the sample, NORC selected a first-stage sample of records from the CDSF stratified by the block group measure of Jewish density from among *high*, *medium*, and *low* Jewish density block groups. Households were matched with a large set of variables available from a vendor as well a block group-level data from the 2020 U.S. Census Bureau Planning

Database.⁶ The team then used gradient boosted machines⁷ to estimate for each adult from the household the likelihood of the household having at least one Jewish adult using more than 1,200 variables across the data sources. Adults in each household were assigned a propensity score for likelihood of being a Jewish household, and those with an adult with a propensity score of at least 43.2% were designated as likely Jewish. Among 171,223 households selected for the first-stage sample, 6,870 were predicted as likely Jewish.

The address-based sample was ultimately stratified based on the combination of block group Jewish density classification and classification as predicted Jewish or not, with higher sampling rates for households predicted as Jewish and in higher density block groups. Due to the large number of cases needing to be sampled to reach Jewish households in the *low* and *very low* block groups, the study team only sampled households in the *low* Jewish density block groups that were predicted as likely Jewish and did sample households in the *very low* Jewish density block groups. With the concentration of the population in specific geographic areas as well as the population coverage from organization lists and application of the predictive model, the study team estimates that the sample design covered 98.4% of Jewish households in Greater Los Angeles.

As for the organization list sample design, systematic sampling was used to draw an evenly distributed sample across Greater Los Angeles within the combination of classification of predicted as likely Jewish or not, block group Jewish density classification, and region.

Table A2 presents details of the sample design from the address-based frame.

Table A2. Address-Based Sample Design

Stratum	Stratum Size	Sample Size
Predicted likely Jewish, high Jewish density areas	71,246	3,395
Predicted likely Jewish, medium Jewish density areas	13,530	718
Predicted likely Jewish, low Jewish density areas	5,670	575
Remaining, high density Jewish areas	742,577	15,718
Remaining, medium density Jewish areas	577,359	4,765
Total	1,410,382	25,171

Sample Releases

Sample for the study was released in two different waves to gauge the cooperation with the survey and to release the amount of sample needed to achieve target numbers of completes overall and to support estimates for key groups. The first wave started in early June 2021 sampled 50,792 main sample households and all 12,699 households in the supplemental sample. The second wave started in late July and sampled an additional 5,989 households for the main sample from the organization

⁶ <https://www.census.gov/topics/research/guidance/planning-databases.2020.html>

⁷ Yuan, J. “Package *xgboost*, Extreme Gradient Boosting.” <https://cran.r-project.org/web/packages/xgboost/xgboost.pdf>

list sample frame, due to these strata not attaining anticipated survey participation rates in the first release.

Survey Instrument and Data Collection

The survey instrument was designed in collaboration with JFGLA and informed by the input of community members. The questions were crafted to minimize potential bias and any burden on respondents. Where possible, questions, language, and definitions were adopted from previously published Jewish community survey questionnaires to support comparability of estimates to other communities, while adapting many questions for the content needs for the Greater Los Angeles community.

The survey was designed and programmed for two modes: web and Computer Assisted Telephone Interview (CATI), with CATI interviews conducted by NORC telephone interviewers trained in the content of the questionnaire. Respondents had the option to complete both web and telephone interviews over multiple sessions.

The questionnaire was divided into two parts, a screener to determine eligibility for the survey and the survey itself for all respondents who screened in. The screener section was asked of all respondents to determine eligibility. Any household in the sample was considered eligible if it contained at least one adult aged 18 or older who lived in Greater Los Angeles for at least part of the year and considered himself or herself to be Jewish.

The screener portion had a Spanish response option for both web and CATI. The main survey was available in English only.

Out of 3,012 completed main sample interviews, 2,731 were completed by web, 274 were completed using CATI, and 7 abbreviated interviews were conducted over the phone by CMJS staff in foreign languages (5 in Farsi, 2 in Russian) with responses entered by CMJS in the web instrument.

The web version of the survey typically took 20 to 35 minutes to complete with a median of 27 minutes. Phone interviews typically took 40 to 60 minutes to complete with a median of 51 minutes.

Sample Recruitment

Data collection ran from June 9 to September 9, 2021. Main sample members were contacted using differing materials based upon whether they were sampled from the organization list frame or the address-based frame.

The organization list sample was contacted using materials branded as “Study of Jewish LA.” As these households were affiliated with Greater Los Angeles Jewish organizations, the study team identified the purpose of the study as a Jewish community study sponsored by JFGLA to encourage participation. Respondents were mailed an initial invitation letter with an access code to take the survey on the web and with information on the option to call NORC to complete the survey with a phone interviewer as well as to contact CMJS for foreign language interviews in Farsi or Russian. The letter was mailed with an FAQ card with information on the study. Sample members in the first sample release were mailed a \$2 bill with their initial invitation letter as an incentive. To alert these sample members as to the survey invitation with the \$2 bill in their invitation letter, a pre-notification postcard was mailed for the first sample release a few days before the invitation letter was mailed. Further, an initial invitation email was sent to be timed with the arrival of the first letter with the link and access code to take the survey on the web as well as the phone number to request a

phone interview. One week after mailing the letter, a thank you/reminder postcard was sent to respondents. For the first sample release, a second letter was sent to nonrespondents about one week after the mailing of the thank you/reminder postcard. Throughout the data collection period, reminder emails were sent every one to two weeks until the end of the study period, varying language to recruit respondents. NORC phone interviewers also made a reminder phone call to each nonresponding household and left a voicemail message if possible to invite pending sample members for phone interviews.

The address-based sample was contacted using materials branded as “Los Angeles Speaks!” that discussed surveying sample members about issues facing Greater Los Angeles residents. The initial invitation letter included a \$2 bill as an incentive, an FAQ card, and a link and access code for taking the survey on the web, as well as information for calling NORC to schedule a phone interview. The letter was two-sided with English on one side and Spanish on another side. To alert respondents as to the survey invitation and the \$2 bill in their invitation letter, respondents were mailed a pre-notification postcard a few days before the invitation letter was mailed. The invitation letter was followed by a thank you/reminder postcard mailed one week later and a second letter was mailed a week after that. No emails were sent to the address-based sample. NORC interviewers also made a reminder phone call to each nonresponding household and left a voicemail message if possible.

The supplemental sample from the organization list frame received similar emails to the main sample from the same frame but were not mailed letters nor received phone call reminders.

Survey Weighting

Survey weights were developed to support estimation. The survey weighting process incorporated the following steps for household-level weights:

1. Base weights that reflect the sample design and probabilities of selection;
2. Adjustment for resolution of address and for nonresponse to the screener;
3. Raking adjustments to control totals that included demographic data on the full population from the American Community Survey and demographic estimates on the Jewish by religion population from Brandeis University’s American Jewish Population Project; and data on synagogue membership, day school enrollment, Jewish part-time school enrollment, Jewish preschool enrollment, donations to JFGLA, and PJ Library subscriptions;
4. Adjustment for nonresponse to the main interview among screened in households;
5. Trimming and final raking to reduce the influence of large survey weights on estimates and align the final weights with data on the Greater Los Angeles Jewish community.

The above process produced the final household-level weight for estimates of all Jewish households in Greater Los Angeles. Weights for estimates of all adults living in these households and for all Jewish adults, intended for analyses of characteristics of the specific adults in each household responding to the survey, were produced by applying an additional raking process. This raking was designed so that estimates based on either household-level weights or respondent-level weights are closely aligned for key estimates.

The weighting process was conducted twice, once for the main sample alone and once for the full sample (combined main and supplemental samples). Thus, six survey weights were developed in total, with two sets of the three survey weights.

The following describes the details of each step of the weighting process.

Household-Level Base Weight

The base weight was calculated to adjust for the probability of being included in the sample. Specifically, for household i , the base weight was calculated as:

$$w_{1i} = \frac{1}{\pi_i},$$

where π_i is the probability of a household being selected for the sample, which for the main sample was calculated as the fraction of households sampled in the stratum/region combination to the total number of households in the stratum and region.

There were two versions of the base weights calculated for the main and full samples reflecting the differences in eligibility and sampling probabilities. To be eligible for the main sample, a mailing address must be available for the household. For the supplemental email sample, an email address must be available.

The main sample base weight was determined based on the number of households with mailing addresses available in the stratum. Households with a mailing address were eligible for the main sample, while households with only an email address available were available for the supplemental sample. A small number of lists were selected with certainty for the supplemental sample if they were not selected for the main sample and had an email address available. The full sample base weight was calculated differently in three scenarios: (1) If a mailing address was available the full sample base weight was set equal to the main sample base weight. (2) If a household had only an email address available, the full sample base weight was based on the probability of selection for the supplemental sample. (3) If a household had an email address available and was from one a few select lists that were selected with certainty for the supplemental sample if not selected for the main sample (regardless of availability of a mailing address), the full sample base weight was set equal to 1.

Adjustment for Resolution of Address and Screener Nonresponse

Not all households sampled are occupied and therefore eligible to take the screener. In addition, some households sampled from the organization list frame were confirmed to live outside Greater Los Angeles and therefore also not eligible for the screener. Further, there was nonresponse among households eligible to complete the screener. The weighting procedure conducted an adjustment for resolution of the address and screener nonresponse in one step.

This adjustment was conducted within cells defined by the sampling strata and the availability of an email address. The sampling strata reflect different source lists for the frame, different demographic groups and kinds of engagement with the Jewish community, and geographic areas within Greater Los Angeles. These aspects led the strata to capture meaningful differences in survey eligibility and participation among the sample. In addition, availability of an email address was highly predictive of screener response. For organization list strata, adjustment cells were formed based on the combination of sampling stratum and presence of an email address. For the CDSF frame, adjustment cells were based solely on sampling stratum. Cells that were less than 30 in sample size were combined with other cells to assure sufficient sample size for conducting this adjustment.

For the full sample weighting process, the adjustment cells were formed similarly to the main sample process, based on sampling strata and presence of an email address, while separate groups of strata

were formed for the main and supplemental samples. Note, the supplemental sample had different levels of eligibility for and cooperation with the survey due to the email-only recruitment.

Specifically, the resulting weight at this stage for household b in adjustment cell C was calculated as:

$$w_{2i} = w_{1i} \left(\frac{\sum_{j \in C} w_{1j} \left[I_j^{SC} + I_j^{KE} + I_j^{UE} \left(\frac{\sum_{j \in C} w_{1j} I_j^{KE}}{\sum_{j \in C} w_{1j} [I_j^{KE} + I_j^{KI}]} \right) \right]}{\sum_{j \in C} w_{1j} I_j^{SC}} \right),$$

where I_j^{SC} is a 1/0 indicator for whether a household completed the screener, I_j^{KE} is an indicator for whether a household has known eligibility but did not complete the screener, I_j^{UE} indicates that the household's eligibility for the screener is unknown, and I_j^{KI} indicates that the household is known to be ineligible for the screener.

Generalized Raking to Population Totals

The weights for all households that completed the screener were then adjusted to match population estimates from external data sources using a generalized raking procedure. As the external estimates included both household-level and person-level information for adults 18 and older and because person-level information was reflected in the household-level dataset as count variables, a generalized raking procedure was implemented that incorporated both binary household-level and count person-level variables.⁸ The following describes the population estimates used for adjustment in the raking procedure.

American Community Survey estimates on the overall 18+ population in Greater Los Angeles were used regarding:

- Age and educational background combinations (18 to 34 year old non-college graduates, 35 to 64 year old non-college graduates, 65 years and old non-college graduates, 18 to 34 year old college graduates, 35 to 64 year old college graduates, 65 years and old college graduates);
- Sex (male, female);
- Race/ethnicity (White non-Hispanic, Other non-Hispanic, Hispanic);
- Geographic regions (Central/Metro/Mid, East Valley, North County Valleys, South Bay, West Valley, and Westside).

In addition, American Jewish Population Project estimates on the overall 18+ Jewish by religion population in the six-county area were used regarding:

- Age and educational background combinations (18 to 34 year old non-college graduates, 35 to 64 year old non-college graduates, 65 years and old non-college graduates, 18 to 34 year old college graduates, 35 to 64 year old college graduates, 65 years and old college graduates);

⁸ Deville, J. C., Särndal, C. E., & Sautory, O. (1993). Generalized raking procedures in survey sampling. *Journal of the American Statistical Association*, 88(423), 1013-1020, and Lumley, T. (2011). *Complex surveys: A guide to analysis using R* (Vol. 565). John Wiley & Sons.

- Sex (male, female);
- Race/ethnicity (White non-Hispanic, Other non-Hispanic, Hispanic);
- Geographic regions (Central/Metro/Mid, East Valley, North County Valleys, South Bay, West Valley, and Westside).

See below for more information on the development of the American Jewish Population Project estimates.

Further, information available for the Greater Los Angeles Jewish community was used in raking adjustments regarding:

- The number of households with dues-paying synagogue memberships to Orthodox, Conservative, Reform, and other synagogues;
- The number of children enrolled in Jewish preschool, Jewish day school, and Jewish part-time school;
- The number of households with subscriptions to PJ Library; and
- The number of households donating to JFGLA.

The resulting weight was w_{3i} .

Adjustment for Interview Nonresponse

The data were subsetting to only Jewish households eligible for the main interview. Not all households eligible for the main interview proceeded to complete it. Like the adjustment for screener response, cells were formed to adjust the weights for interview nonresponse based on either (a) sampling strata and presence of an email address alone for the main sample weighting process or (b) sampling strata and presence of an email address combined with sample type (main or supplemental) for the full sample weighting process. Cells that were less than 30 in sample size were combined with other cells to assure sufficient sample size for conducting this adjustment.

Specifically, the resulting weight at this stage for household b in adjustment cell C was calculated as:

$$w_{4i} = w_{3i} \left(\frac{\sum_{j \in C} w_{3j} [I_j^{IC} + I_j^{IN}]}{\sum_{j \in C} w_{3j} I_j^{IC}} \right),$$

where I_j^{IC} is a 1/0 indicator for whether a household completed the interview, I_j^{IN} is an indicator for whether a household was an interview incomplete that was determined eligible for the main interview.

Trimming and Final Raking for Household-Level Weight

To reduce the influence of observations with large weights on study estimates, weights were trimmed. The trimming reallocated the weights so the sum of the weights among all interview completes was the same before and after trimming.

Because weight trimming causes estimates to deviate from known information on the Greater Los Angeles Jewish population, trimming and raking steps were conducted iteratively. Generalized raking steps incorporated the following data:

- A series of unbiased survey estimates based on using survey weight w_{3i} , including estimates of Jewish by religion adults, all Jewish adults, children in Jewish households, the number of married/partnered households with two Jewish partners, and the number of married/partnered households with one Jewish and one non-Jewish partner;
- The number of overall dues-paying synagogue members;
- Enrollment in Jewish preschool, Jewish day school, and Jewish part-time school;
- The number of households with subscriptions to PJ Library; and
- The number of households donating to JFGLA.

The resulting weight was $w_{HH,i}$.

Survey Weights for Analyses of Responding Adults

For each of the main and full samples, two additional survey weights were developed for analyses of characteristics of the adults responding to the survey within the household rather than of the full household. One weight was designed to support estimates regarding all adults living in Jewish households, and the second weight supports estimates regarding all Jewish adults.

Multiple raking dimensions were incorporated to align estimates with those based on the household-level weights, including:

- For all responding adults, estimates based on the household-level weights regarding the number of adults in Jewish households who are either Jewish by religion, Jewish of no religion, Jewish of multiple religions, or non-Jewish;
- For all Jewish responding adults, estimates based on the household-level weights regarding:
 - Dues-paying synagogue membership;
 - Enrollment of children in Jewish day school, Jewish part-time school, and Jewish preschool;
 - Donations to JFGLA;
 - PJ Library subscriptions;
 - Age group (18-34, 35-64, 65 and older);
 - Educational background (college graduate or not);
 - Denomination (Orthodox, Conservative, Reform, No denomination, Other denomination); and
 - The number of adults not married, married to a Jewish adult, or married to a non-Jewish adult.

After this raking step, weight trimming was conducted to avoid the influence of observations with large survey weights on survey estimates using the weights for responding adults.

The resulting weight $w_{r,i}$ is the respondent-level weight to support to estimates of adults in Jewish households when analyzing responding adults only.

Setting $w_{r,i}$ to 0 for non-Jewish responding adults yields $w_{rJ,i}$, the respondent-level weight to support to estimates of all Jewish adults when analyzing responding adults only.

Data Collection Outcomes

Table A3 summarizes data collection results. Results are presented for the overall main and full samples, and then separately for the combined organization list strata, predictive model strata, ABS remainder strata, and supplemental email sample. The AAPOR Response Rate 3 (RR3) is also presented unweighted, weighted by the main sample base weight, and weighted by the full sample base weight.

For the main sample, there were 3,012 completed interviews among 4,330 who completed the screener and lived in Greater Los Angeles. Completed interviews were defined as completing all questions on the roster of adults and children in the household. The final response rate was 11.2% unweighted and 10.2% weighted. When using the final household-level weight to analyze the main sample for all completed interviews, the design effect is 2.88 and the margin of error is +/- 3.0%.

For the full sample that included the supplemental email sample, there were 3,767 completed surveys among 5,164 households who completed the screener and live in Greater Los Angeles. The final response rate was 10.2% unweighted and 9.9% weighted. When using the final household-level weight to analyze the full sample for all completed interviews, the design effect is 3.50 and the margin of error is +/- 3.0%.

Table A3. Data Collection Outcomes

	Main Sample	Full Sample	Organization List Strata	Predictive Model Strata	ABS Remainder Strata	Supplemental Email Sample
Sample size	56,781	70,672	31,610	4,688	20,483	13,891
Likely households	17,306	30,186	7,638	1,105	8,563	12,880
Confirmed household, unscreened	32,724	32,771	20,037	3,086	9,601	47
Non-residential	2,319	2,359	788	201	1,330	40
Ineligible – Not in Greater Los Angeles	102	192	102	0	0	90
Ineligible – Religion	1,131	1,150	142	164	825	19
Eligible household, incomplete interview	187	247	170	6	11	60
Completed interviews	3,012	3,767	2,733	126	153	755
AAPOR RR3 (Unweighted)	11.2%	10.2%	11.7%	10.1%	10.6%	6.4%
AAPOR RR3 (Main Sample Base Weighted)	10.2%	-	10.4%	10.1%	10.1%	-
AAPOR RR3 (Full Sample Base Weighted)	10.2%	9.9%	10.3%	10.1%	10.1%	4.2%

Final Population Estimates

Population numbers presented in the report were rounded so as to avoid overprecision – that is, the misleading implication that our estimates are correct down to the single digit.

The precise population estimates with 95% confidence intervals are shown in Table A4. For example, the best estimate of the total Jewish population is 564,729 people. Given the size of the sample and possible sampling and non-response error, we can be 95% confident that the true value lies somewhere between 530,453 people and 599,005 people.

Table A4. Population estimates with confidence intervals shown

	Estimate	Lower bound	Upper bound
Total Jews	564,729	530,453	599,005
Adults	606,230	568,587	643,873
Jewish	462,902	435,007	490,796
Non-Jewish	143,903	128,181	159,626
Children	131,717	114,431	149,004
Jewish	101,827	87,894	115,761
Non-Jewish	29,906	19,440	40,373
Total people	737,947	690,346	785,548
Total households	294,233	279,810	308,656

American Jewish Population Project Estimates

Developing the Population Estimate through Data Synthesis

Since 2005, the American Jewish Population Project (AJPP) at the Steinhardt Social Research Institute (SSRI) has identified and collected hundreds of nationally representative surveys of the US population to produce estimates of the Jewish population in the United States, its states, metropolitan areas, and counties (or groups of counties). These estimates provide an independent, external reference for the basic demographic profile of the Jewish population. This population profile serves as a point of reference for the community as a whole and for those who conduct targeted surveys of the population and have no frame of reference for evaluating the representativeness of their survey sample. Details of the methods are reported elsewhere.⁹

⁹ Tighe, E., et al. AJPP Technical Report 2020: ZIP Code-Based Jewish Population Estimates. American Jewish Population Project, Mar. 2021. <https://ajpp.brandeis.edu/documents/2020/AJPPTechnicalReport2020.pdf>. Saxe, L., & Tighe, E. (2013). Estimating and understanding the Jewish population in the United States. *Contemporary Jewry*, 33, 43-62; Tighe, E., Livert, D., Barnett, M., & Saxe, L. (2010). Cross-survey analysis to estimate low-incidence religious groups. *Sociological Methods & Research*, 39, 56-82; Tighe, E., Saxe, L., Kadushin, C., Magidin de Kramer, R., Nursahedov, B., Aronson, J., & Cherny, L. (2011). *Estimating the Jewish population of the United States: 2000-2010*. Waltham, MA: Steinhardt Social Research Institute, Brandeis University; Tighe, E., Saxe, L., Magidin de Kramer, R., & Parmer, D. (2013). *American Jewish population estimates: 2012*. Waltham, MA: Steinhardt Social Research Institute, Brandeis University.

The data synthesis method demonstrates how an auxiliary data source can be constructed to provide independent, census-like estimates of the size and characteristics of the adult Jewish by religion (JBR) population in the U.S. at the county level.¹⁰ These estimates of the adult JBR population may then be used to generate new post-stratification weights. These new post-stratification weights are then applied to the targeted study of the Jewish population.

Summary of Data

The full sample of surveys in the AJPP dataset consists of data from surveys of nationally representative random samples of the adult population in the U.S. conducted between 1997 and 2020. The dataset includes surveys identified in major data repositories, such as the Inter-university Consortium for Political and Social Research (ICPSR) and the American Religion Data Archive (ARDA), as well as in poll archives at the Roper Center, Gallup, and Pew Research Center. Surveys include the American National Election Studies, Pew Political and social surveys, Gallup Daily Tracking poll, the Cooperative Congressional Election Study (CCES) and other surveys. The dataset includes more than 1,200 independent samples and a total combined sample size of more than 2.9 million respondents, of whom over 69,000 identify as Jewish by religion. Where a single survey may have included multiple sampling methods or frames (e.g., landline versus cellphone), each is treated as a separate independent sample, with unique identifiers to indicate series membership.¹¹ For surveys that included oversamples, only the representative portion of the samples were included in the analyses.

All of the surveys in the sample provide data on those who identify as Jewish by religion (JBR), which is the largest proportion of the Jewish population and therefore serves as the baseline group for generating population estimates. A smaller number of surveys include assessment of religious upbringing or parents' religious/ethnic identification, or non-religious Jewish identification (for instance, "Do you consider yourself Jewish?") in addition to current religious affiliation.¹²

The present report is based on a custom analysis for the 2022 Los Angeles Jewish Community Study. The analysis includes data from a subset of 266 national samples that were conducted between the years 2015 and 2019. A few additional surveys are included for the years 2014 and 2020 to increase the sample size, with the assumption that the size and characteristics of the Jewish population does not change substantially in this time period. The subset sample includes just over 36,800 respondents in the Los Angeles area. Of these, 21,200 were in the Los Angeles Jewish Community Study target area (see description below). In addition to religious identification, all of the surveys in the custom analysis include the following baseline demographic information for respondents: gender, race, educational attainment, age, and ZIP Code.

Modeling

¹⁰ Tighe et al., *American Jewish population estimates: 2012*. Saxe, Leonard & Tighe, Elizabeth & Boxer, Matthew. (2014). Measuring the Size and Characteristics of American Jewry: A New Paradigm to Understand an Ancient People. Magidin de Kramer, R., Tighe, E., Saxe, L., & Parmer, D. (2018). Assessing the Validity of Data Synthesis Methods to Estimate Religious Populations. *Journal for the Scientific Study of Religion*, 57(2), 206-220.

¹¹ Series identification is included in the dataset to be able to examine differences across surveys that can be accounted for by survey series.

¹² Currently there are too few surveys of representative samples of all U.S. adults that include alternative methods of Jewish identification. Thus, the present analyses focus on the JBR population only.

The full model includes seven categories of age (18-24; 25-34; 35-44; 45-54; 55-64; 65-74, 75+), three categories of race and ethnicity (Non-Hispanic White; Hispanic; Non-Hispanic Other), two categories of sex (Male/Female), and two categories of educational attainment (Non-College / College).

The lowest level of geography available for analysis was the ZIP Code of the respondent. For the purpose of analysis, ZIP Codes were converted to ZIP Code Tabulation Areas (ZCTAs). The Los Angeles Jewish Community Study area included in the model is comprised of 247 ZCTAs located in Los Angeles and Ventura counties.

There were two few observations within ZCTAs to reliably estimate single ZCTAs. ZCTAs were, therefore, clustered into regions based on their proximity, population density, and Jewish population incidence¹³. The model includes 13 ZCTA clusters within six regions that correspond to the regions in the Los Angeles Jewish Community Study (see description and map of these areas below), two ZCTA clusters that correspond to the regions in the 2022 Long Beach Jewish Community Study, and five ZCTA clusters that correspond to areas of Los Angeles, Orange, and Ventura Counties that are not located within the two community studies' catchment areas. For modeling purposes, ZCTA clusters were nested into eight 'hyper-clusters' based on prior information of Jewish incidence such that clusters expected to be low or near zero Jewish population were grouped separately from areas expected to be high in Jewish incidence.

The model is displayed below, where the outcome variable, y_i , represents the Jewish identification of the respondent (yes/no), for $i = 1, \dots$, total number of respondents.

$$\Pr(y_i = 1) = \text{logit}^{-1}(\beta_0 + \alpha_{j[i]}^{\text{edu}} + \alpha_{k[i]}^{\text{race-ethn}} + \alpha_{l[i]}^{\text{age}} + \alpha_{m[i]}^{\text{popdens}} + \alpha_{n[i]}^{\text{geo}} + \alpha_{l,j[i]}^{\text{age.edu}} + \alpha_{j,k[i]}^{\text{edu.race}} + \alpha_{l,k[i]}^{\text{age.race}} + \alpha_{n,k[i]}^{\text{geo.race}} + \gamma_{o[n]}^{\text{hyclust}})$$

$$\alpha_j^{\text{edu}} \sim N(0, \sigma_{\text{edu}}^2) \text{ for } j = 1, 2 \text{ categories of educational attainment}$$

$$\alpha_k^{\text{race-eth}} \sim N(0, \sigma_{\text{race-eth}}^2) \text{ for } k = 1, 2, 3 \text{ categories of race - eth}$$

$$\alpha_l^{\text{age}} \sim N(0, \sigma_{\text{age}}^2) \text{ for } l = 1, \dots, 7 \text{ categories of age}$$

$$\alpha_m^{\text{popdens}} \sim N(0, \sigma_{\text{popdens}}^2) \text{ for } m = 1, \dots, 6 \text{ categories of population density}$$

$$\alpha_n^{\text{geo}} \sim N(0, \sigma_{\text{zclust}}^2) \text{ for } n = 1, \dots, 20 \text{ of ZIP Code clusters geographical areas}$$

$$\alpha_{l,j}^{\text{age.edu}} \sim N(0, \sigma_{\text{age.edu}}^2) \text{ for } l, j = 1, \dots, 14 \text{ categories of age.edu}$$

$$\alpha_{j,k}^{\text{edu.race}} \sim N(0, \sigma_{\text{edu.race}}^2) \text{ for } j, k = 1, \dots, 6 \text{ categories of edu.race}$$

$$\alpha_{l,k}^{\text{age.race}} \sim N(0, \sigma_{\text{age.race}}^2) \text{ for } l, k = 1, \dots, 21 \text{ categories of age.race}$$

$$\alpha_{n,k}^{\text{geo.race}} \sim N(0, \sigma_{\text{geo.race}}^2) \text{ for } n, k = 1, \dots, 60 \text{ categories of geo.race}$$

¹³ Tighe, E., et al. AJPP Technical Report 2020: ZIP Code-Based Jewish Population Estimates. American Jewish Population Project, Mar. 2021. <https://ajpp.brandeis.edu/documents/2020/AJPPTechnicalReport2020.pdf>. See chapter 5 for additional information on ZIP Code clusters.

$$\gamma_q^{hclust} \sim N(0, \sigma_{hyclust}^2) \text{ for } q = 1, \dots, 8 \text{ of hyper-clusters}$$

The model was fit using the Bayesian software Stan (Stan Development Team, 2020) in R using the rstan package¹⁴. Preliminary multilevel logistic regressions were run using the lme4 package for R¹⁵.

Definitions of regions for the Los Angeles Jewish Community Study:

Central/Metro/Mid:

90004 90035 90036 90046 90048 90068 90069 90005 90006 90007 90010 90012 90013 90014 90015 90016
 90017 90018 90019 90020 90026 90027 90028 90029 90038 90039 90057 90065 90071 90079 90090 90001
 90002 90003 90008 90011 90021 90023 90031 90032 90033 90037 90040 90041 90042 90043 90044 90045
 90047 90056 90058 90059 90061 90062 90063 90001 90045 90201 90201 90220 90221 90222 90247 90248
 90249 90250 90255 90260 90262 90270 90280 90301 90302 90303 90304 90305 90506 90746 90747 90089

East Valley:

91401 91403 91405 91411 91423 91403 91405 91601 91602 91604 91605 91606 91607 91608 91604 91607
 91608 91040 91042 91201 91202 91203 91204 91205 91206 91207 91208 91210 91214 91331 91331 91342
 91352 91342 91402 91402 91501 91502 91504 91505 91506 91506 91505 91505 91505 91343

North County Valleys:

91355 91321 91355 91350 91351 91354 91355 91381 91355 91384 91355 91387 91387 91390 93063 93064
 93065 93063 93510 93532 93534 93535 93536 93550 93551 93552 93591

South Bay:

90278 90501 90502 90504 90505 90710 90717 90731 90732 90744 90745 90245 90254 90266 90274 90275
 90277 90503

West Valley:

91301 91302 91307 91307 91316 91356 91362 91361 91362 91364 91367 91367 91302 91301 91377 91436
 91303 91304 91306 91304 91311 91311 91320 91324 91325 91326 91343 91330 91335 91335 91340 91343
 91344 91345 91360 91360 91371 91344 91345 91306 91406 93012 93021 93021

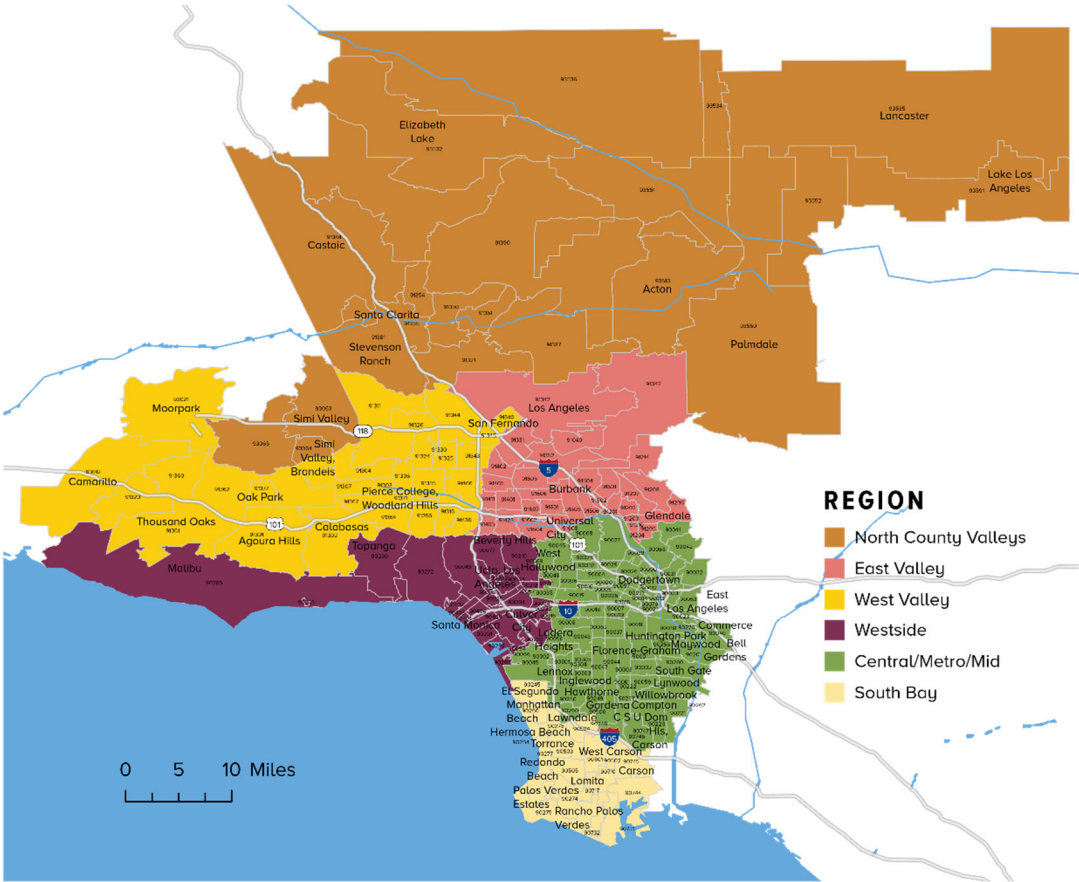
Westside:

90024 90025 90049 90064 90067 90073 90077 90095 90210 90211 90212 90210 90272 90290 90402 90034
 90066 90094 90230 90232 90263 90265 90265 90291 90292 90293 90291 90401 90403 90404 90405 90401

¹⁴ R Core Team (2020). R: A Language and Environment for Statistical Computing. <https://www.R-project.org>; Stan Development Team (2020). “RStan: the R interface to Stan.” R package version 2.21.2, <http://mc-stan.org/>.

¹⁵ Bates D, Mächler M, Bolker B, Walker S (2015). “Fitting Linear Mixed-Effects Models Using lme4.” Journal of Statistical Software, 67(1), 1–48. doi: 10.18637/jss.v067.i01.

Figure A1: Regions of Los Angeles Jewish Community Study



Jewish Population Estimates

Results from the model provide overall population estimates as well as estimates of the distribution of Jews by demographic characteristics for the six regions areas in the Los Angeles area.

The overall estimate of the adult population who identify as Jewish by religion in the Los Angeles area is 320,500 corresponding to 5.8% of the adult population in the same area. The distributions within the adult Jewish population varied by age, education, gender and race as well as by geography. Table A5 presents this information.

Table A5: 2021 Los Angeles Area Population Estimates for Jewish Adults

	All Adults ^a		Jewish Adults ^b			
	Pop.	Percentage (CI)	Pop.	CI: Low	CI: Hi	
Los Angeles Area	5,560,600	5.8 (5.5,6.0)	320,500	306,600	335,000	
Age						
18-24 years	636,500	3.6 (3.1,4.3)	23,200	19,800	27,300	
25-34 years	1,104,600	3.8 (3.4,4.3)	42,500	37,700	47,100	
35-44 years	1,008,600	4.0 (3.6,4.5)	40,500	36,400	44,900	
45-54 years	958,400	5.2 (4.7,5.7)	49,500	44,600	55,000	
55-64 years	861,900	7.4 (6.7,8.0)	63,600	58,100	68,900	
65-74 years	579,000	9.6 (8.9,10.3)	55,900	51,800	59,700	
75+ years	411,600	11.0 (10.2,11.9)	45,400	41,900	49,000	
Education						
Non-College	3,856,000	3.5 (3.2,3.7)	134,400	123,600	144,500	
College Grad	1,704,600	10.9 (10.4,11.4)	186,100	177,200	195,100	
Gender						
Male	2,724,900	5.8 (5.6,6.1)	158,400	151,600	165,600	
Female	2,835,700	5.7 (5.5,6.0)	162,000	154,900	169,600	
Race						
White, non-Hispanic	1,939,600	14.4 (13.8,15.1)	280,200	267,500	292,400	
Hispanic	2,319,100	1.1 (0.9,1.3)	25,600	20,800	30,700	
Other non-Hispanic	1,302,000	1.1 (0.8,1.5)	14,700	11,000	18,900	
ZCTA Geographical Areas						
Central/Metro/Mid	2,267,900	2.9 (2.6,3.2)	65,300	59,200	71,600	
East Valley	859,500	5.7 (5.1,6.4)	49,100	43,900	55,000	
North County Valleys	621,300	2.6 (2.2,3.1)	16,400	13,600	19,200	
South Bay	509,000	2.6 (2.2,3.1)	13,300	10,900	15,900	
West Valley	811,000	11.0 (10.1,11.8)	89,100	82,100	96,000	

Westside	492,000	17.8	(16.5,19)	87,400	81,300	93,600
----------	---------	------	-----------	--------	--------	--------

Notes:

a) U.S. adult population source: Claritas 2020¹⁶ sex by age adjusted for adults in households, educational attainment, race & ethnicity using the American Community Survey 2014-2018.

b) Jewish Adults' Includes adults who identify their religion as Jewish.

¹⁶ Claritas, Inc. Claritas ZIP Code Demographic Data, 2020.

Bias and Limitations

The study team made every effort to field a representative sample of the Greater Los Angeles Jewish population to assure the quality of estimates, including developing a comprehensive sampling frame, collecting survey data by web and telephone, and conducting nonresponse follow-up. Nonetheless, there are limitations. Certain subgroups of the area Jewish population may be less likely to respond to the survey than others. Statistical adjustments used in the survey weighting process commonly assume that after adjusting for certain variables, the characteristics of responding and nonresponding households are similar. However, this assumption may not always hold, which may lead to bias for estimates. In addition, changes in the population occurring between sample frame development and the data collection period may not be fully reflected in estimates. Because of this, newcomers to the community may be underestimated.

SECTION B. ANALYSIS

All analyses were completed using statistical software Stata, version 17. Unless otherwise noted, all analyses were restricted to Jewish households (in which at least one adult was Jewish) as well as individual Jewish adults and Jewish children who were specifically identified by respondents as being Jewish. Analyses of characteristics of the entire population were based only on the primary sample with appropriate weights applied. All analyses of subgroups or subsets of the population were conducted using the full sample with appropriate weights applied.

Qualitative Coding

The survey included a set of open-ended questions that supported write-in responses rather than multiple choice. Responses were coded by CMJS/SSRI staff and student research assistants, with at least two researchers coding each question.

Coders were trained to ensure intercoder reliability, stability, and accuracy. Their work was reviewed on an ongoing basis for quality control. Difficult cases were marked for review by supervisors.

Coding was conducted both deductively and inductively. For each question, coders were given a set of categories to look for in the responses; these categories were based on those used for similar questions from previous studies. However, coders were also instructed to watch for emerging patterns. When a coder believed that a new pattern of responses existed within the data, they reviewed their findings with a supervisor who decided whether the new pattern warranted a new code. When a new code was created, the coders reviewed previously coded entries to check whether the new code would apply to them.

Index of Jewish Engagement

Latent Class Analysis (LCA) is a method (Henry & Lazarsfeld, 1968)¹⁷ for uncovering the latent dimensions that explain the associations between categorical variables. It is a statistical method that is designed to identify latent variables. Latent variables are hypothesized variables of interest that cannot be measured directly in a dataset but are measured indirectly through variables that can be included (observed or manifest variables). As an illustration, “Jewish engagement” cannot be measured directly on a survey, but it is the latent variable of interest for the present study (Aronson et al., 2018¹⁸).

Unlike factor analysis, a more frequently utilized method of cluster analysis, the goal of LCA is to identify classifications of people rather than groups of variables or characteristics. The latent variable for LCA is a categorical variable representing multiple classes or types of people. Each individual is assumed to be a member of only one class. The LCA method assigns, for each case in the dataset, a

¹⁷ Henry, N.W., & Lazarsfeld, P. F. (1968). *Latent structure analysis*. Boston: Houghton Mifflin.

¹⁸ Aronson, J.K., L. Saxe, C. Kadushin, M. Boxer, & M.A. Brookner. (2018). A new approach to understanding contemporary Jewish engagement. *Contemporary Jewry*. <https://doi.org/10.1007/s12397-018-9271-8>

probability that the case is a member of each class. This assignment is based on the pattern of responses to the observed variables used in the analysis. An excellent explanation of these techniques can be found at <http://nap.edu/18623> (Institute of Medicine 2014)¹⁹. The present study uses a modern version of LCA, a Stata plugin, to estimate the latent classes (Lanza et al., 2015)²⁰.

Latent class analysis works with the patterns and attempts to group them in such a way that within each group, called a class, there is no association between the items. The latent class is called latent because, although it is actually not in the variable set, it accounts for the associations between the manifest variables in the same way that a third variable can account for the observed association between two variables. In the classic example of a nonsensical statement, “The more firemen at a fire, the greater the damage,” the association is accounted for by a third variable—the size of the fire. The greater the fire, the more firemen; the greater the fire, the more damage. In technical terms, this is called “local independence,” which is also an assumption of factor analysis. The goal of completely accounting for the associations is rarely met, in part because there are so many empty cells, as well as the messiness of real data. Rather, the method tries to find through iterative fitting the right number of classes and relationship between them that minimizes the discrepancy between a perfect fit and the actual data.

To develop an index of Jewish engagement for the present report, 19 items were used to represent the range of Jewish behaviors (Table B.1.) These items were selected to include ritual, communal, and cultural behaviors, as well as public and private behaviors. In all cases when items had more than two possible response levels, responses were dichotomized with the cutoff based on the distribution of responses in the original variable. After conducting the latent class analysis, a five-class solution was identified.

Latent Class Analysis was conducted in Stata version 17 using a user-developed LCA Stata Plugin developed by the Methodology Center at Penn State (Lanza et al., 2015)²¹. Solutions were examined for up to nine classes, as shown in Figure B.1. The five-class solution was selected as the point where the goodness-of-fit measures “level off,” that is, improvement by adding more classes begin to decline. In addition, the five-class solution made intuitive sense. As in factor analysis, the number of classes, like the number of factors, is partly a matter of theory and intuition and the labels for the classes and factors are given by the analyst and are not in the data themselves. In addition to various indexes of fit, the output of the Stata program among other matters shows the size of the classes, the probability that a particular indicator would be endorsed by a member of a particular class, and the limits of confidence for the various parameters. The output is voluminous and not presented in this report. As is the case with factor analysis, the names of the classes were developed by researchers to characterize the distinguishing behaviors of each class.

¹⁹ Institute of Medicine. (2014). *Chronic multisymptom illness in Gulf War veterans: Case definitions reexamined*. Washington, DC: The National Academies Press. <https://doi.org/10.17226/18623>. <http://nap.edu/18623>

²⁰ LCA Stata Plugin (Version 1.2) [Software]. (2015). University Park: The Methodology Center, Penn State. Retrieved from methodology.psu.edu

²¹ Lanza, S. T., J. J. Dziak, L. Huang, A. T. Wagner, & L. M. Collins. (2015). *LCA Stata plugin users' guide (Version 1.2)*. University Park, Penn State, PA: The Methodology Center, Penn State. <https://methodology.psu.edu/downloads/lcastata>.

Figure B.1. Goodness-of-Fit measures for 3 through 9 LCA classes

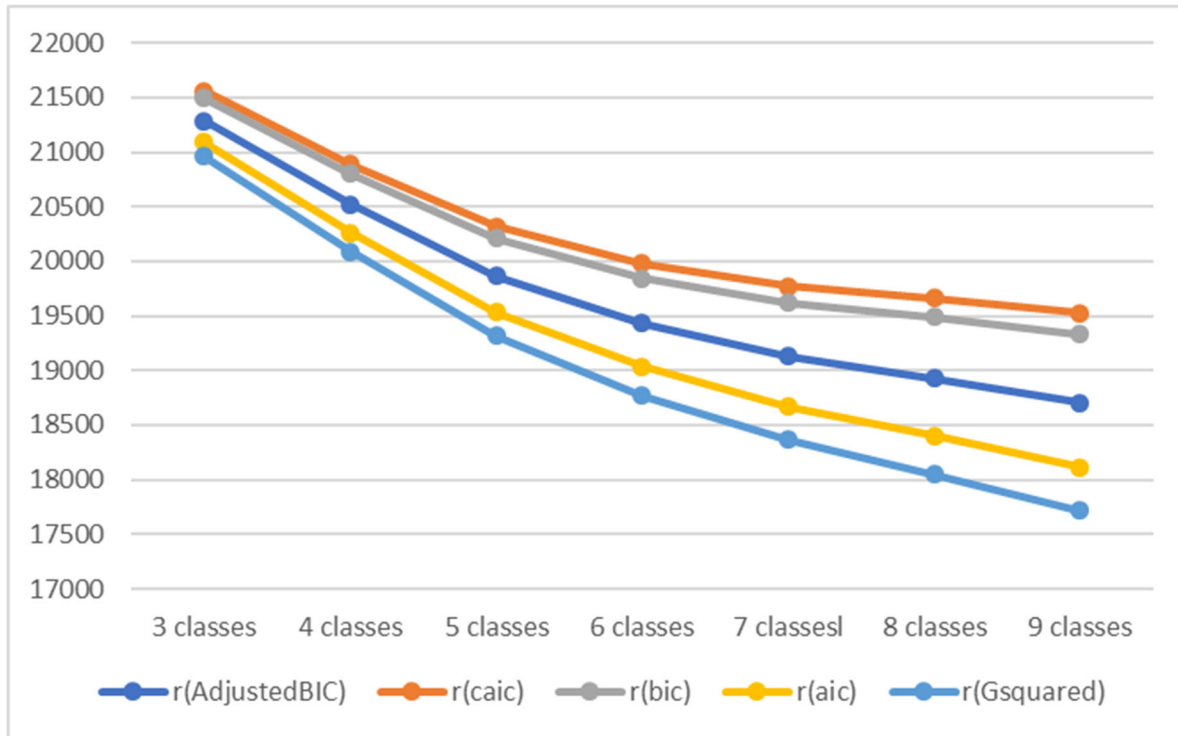


Table B.1 shows the conditional response probabilities for each behavior in the LCA analysis with the five-class solution. The first row of the table shows the probability of a random respondent being categorized in each of the five classes. The remaining rows show the conditional response probability of each behavior: the probability that a randomly selected member of a class will exhibit the given behavior. For example, for those in the class we called “Communal,” the estimated probability of attending a seder was 82% as compared with 98% for those labelled “Immersed.”

NOTE: This table shows than conditional probabilities as estimated by the LCA algorithm, not weighted proportions of class membership and of each behavior within the dataset.

Table B.1. Conditional probability predicted by latent class model

	Minimally Involved (%)	Holiday (%)	Communal (%)	Ritual (%)	Immersed (%)
Probability of Jewish adults	17	18	17	26	22
Family holidays					
Attended seder, 2021	3	61	82	86	98
Lit Hanukkah candles, 2020	28	90	92	98	98
Yom Kippur Fast, typical year	3	30	46	83	89
Ritual practices					
Marking Shabbat, ever	7	50	83	93	100

Marking Shabbat, almost/always	1	9	14	50	88
Services, ever	10	47	93	100	100
Services, monthly or more	0	0	16	29	77
High Holiday services in 2021	0	20	72	85	99
Any kosher	5	13	24	56	86
Organization behaviors (past year)					
Congregation member	0	1	29	44	81
Organization member	2	5	39	8	37
Informal group member	0	4	26	4	38
Participate in-person program, sometimes / often	3	10	71	35	84
Volunteer for Jewish org	6	9	58	22	62
Donated to Jewish org	28	41	78	69	95
Individual behaviors (past year)					
Talk about Jewish topic (frequently)	8	25	61	24	78
Study Jewish texts (sometimes / frequently)	2	2	29	11	76
Read Jewish publications (sometimes / frequently)	8	29	80	36	88
Engage with Jewish-focused culture (sometimes / frequently)	8	24	75	24	74
Eat Jewish foods (frequently)	3	15	41	20	58
Follow news about Israel (very closely)	14	20	30	19	54

SECTION C. STUDY INSTRUMENT

SCRZIP

What is the ZIP code of your address in the Los Angeles area? [5 digit numeric text response]

RESPRELIG

What is your present religion, if any?

- 01 Jewish
- 02 Protestant
- 03 Catholic
- 04 Mormon
- 05 Jehovah's Witness
- 06 Muslim
- 07 Buddhist
- 08 Hindu
- 09 Atheist
- 10 Agnostic
- 11 Multiple religions (you can indicate which ones in the next question)
- 12 Something else, please specify below: (Specified in: **RESPRELIG_OR**)
- 20 Nothing in particular
- 95 Web Skip
- 99 Refusal

RESPRLM

What religions do you identify with? Select all that apply.

RESPRLMP Protestant

RESPRLMC Roman Catholic

RESPRLMJ Jewish

RESPRLMM Mormon

RESPRLMW Jehovah's Witness

RESPRLMS Muslim

RESPRLMB Buddhist

RESPRLMH Hindu

RESPRLMA Atheist

RESPRLMG Agnostic

RESPRLMO Something else, please specify below: (Specified in: **RESPRLM_OR**)

RESPRLM_OR Please specify the other religion(s) with which you identify. (Specified in: **RESPRLM_OR**)

RESPCONSIDER

Aside from religion, do you consider yourself Jewish in any way (for example, ethnically, culturally or because of your family's background)?

- 01 Yes
- 02 No

- 95 Web Skip
- 99 Refusal

HHADNUMX

How many adults (age 18 or older) live in your household – *including yourself*? Please include anyone who lives with you on a permanent basis. Also include children age 18 or older who are away at college and any other adults whom you consider to be part of your household, even if they live elsewhere some of the time. [Numeric (1-25) text response]

SCRCONJEW

Does any other adult in your household consider themselves to be Jewish in any way?

- 01 Yes
- 02 No
- 95 Web Skip
- 99 Refusal

SOAGE

How old are you? [NUMERIC RANGE 18-120,999]

SOGENDER

What is your gender?

- 01 Male
- 02 Female
- 03 Non-binary
- 95 Web Skip
- 99 Refusal

SOHISP

Are you of Hispanic, Latino or Spanish origin, such as Argentinian, Cuban, Mexican, or Puerto Rican?

- 01 Yes
- 02 No
- 95 Web Skip
- 99 Refusal

SORACE_X

What is your race? Select all that apply.

- 01 [SORACE_white] White
- 02 [SORACE_black] Black or African American
- 03 [SORACE_asian] Asian or Asian-American
- 04 [SORACE_aian] American Indian or Alaska Native
- 05 [SORACE_nhpi] Native Hawaiian or other Pacific Islander
- 06 Some other race or origin (please specify) (Specified in: **SORACE_O**)
- 95 Web Skip
- 99 Refusal

SOADNUM

How many adults (age 18 or older) usually live in your household – including yourself? Also include children age 18 or older who are away at college and any other adults whom you consider to be part of your household, even if they live elsewhere some of the time. [Numeric text entry 1-25]

SOEDU

What is the highest level of schooling you have completed?

- 01 High school diploma or less
- 02 Associate or technical degree
- 03 Bachelor's degree
- 04 Graduate or professional degree (e.g., MA, MS, JD, MD, PhD)
- 05 Other (please specify below) (Specified in: **SCROEDU_OTH**)
- 95 Web Skip
- 99 Refusal

HHCHNUMX

How many children (age 17 or younger) live in your household on a permanent basis? Include any children whom you consider to be part of your household, even if they live elsewhere some of the time. [Numeric text entry 0-25]

RESPGENDER

What is your gender?

- 01 Male
- 02 Female
- 03 Non-binary
- 04 Something else, please specify: (Specified in: **RESPGEND_O**)
- 95 Web Skip
- 99 Refusal

RESPAGE

How old are you? [Numeric text entry 18-120, 999]

RESPEDU

What is the highest level of schooling you have completed?

- 01 Currently enrolled in high school
- 02 High school diploma, GED/CHSPE, or less
- 03 Associate or technical degree
- 04 Bachelor's degree
- 05 Graduate or professional degree (e.g., MA, MS, JD, MD, PhD)
- 06 Other (please specify) (Specified in: **RESPEDU_OTH**)
- 95 Web Skip
- 99 Refusal

RESPHISP

Are you of Hispanic, Latino, or Spanish origin, such as Argentinian, Cuban, Mexican, or Puerto Rican?

- 01 Yes
- 02 No

- 95 Web Skip
- 99 Refusal

HHHISP

Are you [or any other adult/or any child] in your household of Hispanic, Latino, or Spanish origin, such as Argentinian, Cuban, Mexican, or Puerto Rican?

- 01 Yes, you
- 02 Yes, someone else
- 03 Yes, both you and someone else
- 04 No
- 95 Web Skip
- 99 Refusal

RESPRACE_X

What is your race? Select all that apply.

- 01 [SORACE_white] White
- 02 [SORACE_black] Black or African American
- 03 [SORACE_asian] Asian or Asian-American
- 04 [SORACE_aian] American Indian or Alaska Native
- 05 [SORACE_nhpi] Native Hawaiian or other Pacific Islander
- 06 Some other race or origin (please specify) (Specified in: **SORACE_O**)
- 96 Web Skip
- 99 Refusal

HHRACESAME

Does [every other adult/and every child] in your household identify with the same racial groups that you do?

- 01 Yes
- 02 No
- 95 Web Skip
- 99 Refusal

RESPPOC

Do you identify as a person of color?

- 01 Yes
- 02 No
- 95 Web Skip
- 99 Refusal

HHPOC

Do you [or any other adult/or any child] in your household identify as a person of color?

- 01 Yes, you
- 02 Yes, someone else
- 03 Yes, both you and someone else
- 04 No
- 95 Web Skip

99 Refusal

RESPBORN

Where were you born?

- 01 The Los Angeles area
- 02 California, other than the Los Angeles area
- 03 United States, other than California
- 04 Israel
- 05 Russia or Former Soviet Union
- 06 Iran
- 07 Latin America (such as Argentina, Cuba, Mexico)
- 08 Other country (please specify) (Specified in: **RESPBORN_OTH**)
- 95 Web Skip
- 99 Refusal

RESPMARITAL

What is your current marital status?

- 01 Married
- 02 Living with partner
- 03 Single – never married
- 04 Divorced
- 05 Separated
- 06 Widowed
- 95 Web Skip
- 99 Refusal

RESPPARGJ

When you were growing up, did any parent or guardian consider themselves to be Jewish?

- 01 Yes
- 02 No
- 95 Web Skip
- 99 Refusal

RESPRSD

In what religion were you raised, if any?

- 01 Jewish
- 02 Jewish and another religion (please specify below) (Specified in: **RESPRSD_JS**)
- 03 Other religion (please specify below) (Specified in: **RESPRSD_OR**)
- 04 No religion
- 95 Web Skip
- 99 Refusal

RESPRSDIF

Were you raised in an interfaith household?

- 01 Yes

- 02 No
- 95 Web Skip
- 99 Refusal

RESPCONV

Did you have a formal conversion to Judaism, with a rabbi of any denomination?

- 01 Yes
- 02 No
- 03 I'm in the process of conversion
- 04 Did not need to convert
- 95 Web Skip
- 99 Refusal

RESPWAYJEW

Earlier, you said that you think of yourself as Jewish in some way. Please describe the ways in which you consider yourself to be Jewish. Select all that apply.

RESPWJSP My [spousename] is Jewish

RESPWJCH My child or children are Jewish

RESPWJGR I have one or more Jewish grandparents

RESPWJOTH Something else (please specify) (Specified in: **RESPWJ_OR**)

RESPDENOM

[IF RJEWISH=1]

With which denomination of Judaism do you currently identify, if any?

- 01 Orthodox
- 02 Conservative
- 03 Reform
- 04 Reconstructionist
- 05 Renewal
- 06 Humanist
- 07 Secular/Culturally Jewish
- 08 Other (please specify below) (Specified in: **RESPDENOM_O**)
- 09 Just Jewish, no particular denomination
- 95 Web Skip
- 99 Refusal

RESPORTH

Regardless of your synagogue affiliation, which of the following categories best describes your approach to Judaism? Would you say you are...

- 01 Modern Orthodox
- 02 Yeshivish / Litvish
- 03 Chasidic
- 04 Chabad
- 05 Other (please specify below) (Specified in: **RESPORTH_OTH**)
- 95 Web Skip
- 99 Refusal

RESPJSCH

When you were growing up, did you ever attend any of the following? Select all that apply.

RESPJSCHP Jewish part-time school, like Hebrew School, Religious School, or Sunday School

RESPJSCHDS Jewish day school or yeshiva

RESPJSCHCM Jewish overnight camp

RESPEDUNO None of these

HHADRLT# (HOUSEHOLD RELATIONSHIP)

The next set of questions is about the adults ages 18 and over who are permanent members of your household. (Ask if married/partnered: Please answer first about your [spouse/partner]. Then provide information about up to three other adults, starting with any adult children who live with you.). (Ask if not married/partnered: Please answer about four adults who live with you, starting with the youngest adult in your household.)

- 01 Spouse
- 02 Significant other, partner, or fiancé/e
- 03 Adult child or stepchild
- 04 Parent, step-parent, or parent-in-law
- 05 Daughter- or son-in-law
- 06 Sibling
- 07 Roommate or housemate
- 08 Other relative
- 09 Other non-relative
- 95 Web Skip
- 99 Refusal

HHADGEN# (GENDER)

- 01 Male
- 02 Female
- 03 Non-binary
- 04 Something else
- 95 Web Skip
- 99 Refusal

HHADAGE# (AGE)

[Text entry 18-120]

HHADEDU# (HIGHEST LEVEL OF COMPLETED SCHOOLING)

- 01 High school diploma, GED/CHSPE, or less
- 02 Associate or technical degree
- 03 Bachelor's degree
- 04 Graduate or professional degree
- 05 Other
- 95 Web Skip
- 99 Refusal

[Thinking about **HHADINIT#**]

HHADRLG#

What is **HHADINIT#**'s religion?

- 01 Jewish
- 02 Protestant
- 03 Roman Catholic
- 04 Mormon
- 05 Jehovah's Witness
- 06 Muslim
- 07 Buddhist
- 08 Hindu
- 09 Atheist
- 10 Agnostic
- 11 Multiple religions (you can indicate which ones in the next question)
- 12 Something else (please specify below):_____ (Specified in: **HHADRLG#_O**)
- 20 Nothing in particular
- 95 Web Skip
- 99 Refusal

HHADADRELM#

What religions does **HHADINIT#** identify with? Select all that apply.

- HHADRLMJ#** Jewish
- HHADRLMP#** Protestant (for example, Baptist, Methodist, Nondenominational, Lutheran, Presbyterian, Pentecostal, Episcopalian, Reformed, Church of Christ, etc.)
- HHADRLMC#** Roman Catholic
- HHADRLMM#** Mormon (Church of Jesus Christ of Latter-day Saints or LDS)
- HHADRLMW#** Jehovah's Witness
- HHADRLMS#** Muslim
- HHADRLMB#** Buddhist
- HHADRLMH#** Hindu
- HHADRLMA#** Atheist
- HHADRLMG#** Agnostic
- HHADRLMO#** Something else, specify:_____ (Specified in: **HHADRLM#_O**)

HHADCONS#

[If **HHADRLG#** <>01 and **HHADRLMJ#** not selected, ask **HHADCONS#**]

Aside from religion, does **HHADINIT#** consider themselves Jewish in any way (for example, ethnically, culturally or because of their family's background)?

- 01 Yes
- 02 No
- 95 Web Skip
- 99 Refusal

HHADPARGJ#

When **HHADINIT#** was growing up, did any parent or guardian consider themselves to be Jewish?

- 01 Yes

- 02 No
- 95 Web Skip
- 99 Refusal

HHADRSD#

In what religion was **HHADINIT#** raised, if any?

- 01 Jewish
- 02 Jewish and another religion (please specify) (Specified in: **HHADRSD#_JS**)
- 03 Other religion (please specify) (Specified in: **HHADRSD#_OR**)
- 04 No religion
- 77 Don't know
- 95 Web Skip
- 99 Refusal

HHADCONV#

Did **HHADINIT#** have a formal conversion to Judaism, with a rabbi of any denomination?

- 01 Yes
- 02 No
- 03 In process of conversion
- 04 Did not need to convert
- 77 Don't know
- 95 Web Skip
- 99 Refusal

HHADDENOM#

[If **ADJEWISH#** = 1 ask **HHADDENOM#**]

With which denomination of Judaism does **HHADINIT#** identify, if any?

- 01 Orthodox
- 02 Conservative
- 03 Reform
- 04 Reconstructionist
- 05 Renewal
- 06 Humanist
- 07 Secular/Culturally Jewish
- 08 Other (please specify) (Specified in: **HHADENOM#_OTH**)
- 09 Just Jewish, no particular denomination
- 77 Don't know
- 95 Web Skip
- 99 Refusal

[Please provide information about the race and ethnicity of the adults in your household. Thinking about **HHADINIT#...**]

HHADHISP#

Is **HHADINIT#** of Hispanic, Latino, or Spanish origin, such as Mexican, Puerto Rican, Cuban, or Argentinian?

- 01 Yes

- 02 No
- 95 Web Skip
- 99 Refusal

HHADRACE#

What is **HHADINIT#**'s race? Select all that apply.

- 01 White
- 02 Black or African American
- 03 Asian or Asian American
- 04 American Indian or Alaska Native
- 05 Native Hawaiian or other Pacific Islander
- 96 Some other race or origin (please specify) (Specified in: **HHADRACE# _O**)
- 95 Web Skip
- 99 Refusal

HHADPOC#

Does **HHADINIT#** identify as a person of color?

- 01 Yes
- 02 No
- 77 Don't know
- 95 Web Skip
- 99 Refusal

HHADHS#

Is **HHADINIT#** enrolled in high school in the 2021-2022 academic year?

- 01 Yes
- 02 No
- 95 Web Skip
- 99 Refusal

HHBORN:

Was anyone in your household born outside of the United States [aside from you]?

- 01 Yes
- 02 No
- 95 Web Skip
- 99 Refusal

RESPBORNHHWH

In which country or countries was anyone in your household born? Select all that apply.

- HHBORNUS** United States
- HHBORNISR** Israel
- HHBORNFSU** Russia or Former Soviet Union
- HHBORNIRN** Iran
- HHBORNLA** Latin America (such as Argentina, Cuba, Mexico)
- HHBORNOTH** Other country (please specify) (Specified in: **HHBORN_O**)

(The next set of questions is about the [child/children] aged 17 or younger in your household. Where initials or nickname are requested, these will only be used to identify individuals during the survey and will not be stored in the final dataset. [If there are more than 10 children in the household, please enter information for only 10, starting with the youngest.]

HHCHRLT# (RELATIONSHIP)

- 01 Your child
- 02 Your stepchild
- 03 Your sibling
- 04 Your grandchild
- 05 Other relative
- 06** Other non-relative
- 95 Web Skip
- 99 Refusal

HHCHGEN# (GENDER)

- 01 Male
- 02 Female
- 03 Non-binary
- 04 Something else
- 95 Web Skip
- 99 Refusal

HHCHAGE# (AGE)

[Text entry 0-17]

HHCHEDU# (GRADE IN SCHOOL 2021-2022 SCHOOL YEAR)

- 01 Not yet in kindergarten
- 02 Kindergarten-Grade 2
- 03 Grade 3-5
- 04 Grade 6-8
- 05 Grade 9-12
- 06 Past high school (including college, gap year)
- 07** Not in school
- 95 Web Skip
- 99 Refusal

HHCHRLG1

Do you consider HHCHINIT# to be... [If HHCHRLT# >= 03: "Does HHCHINIT#'s parent consider HHCHINIT# to be..."]

- 01 Jewish
- 02 Jewish and something else (please specify) (Specified in: **HHCHRLG#_JS**)
- 03 Something else (please specify) (Specified in: **HHCHRLG#_SE**)
- 04 None of these
- 77 Don't know
- 95 Web Skip
- 99 Refusal

HHCHRLGSAME

Is that answer the same for all of the children in the household?

- 01 Yes
- 02 No
- 95 Web Skip
- 99 Refusal

HHCHRLG#

[If HHCHRLT# < 03: “Do you”] [If HHCHRLT# >= 03: “Does HHCHINIT#’s parent”]
consider HHCHINIT# to be...

- 01 Jewish
- 02 Jewish and something else (please specify) **HHCHRLG#_JS**
- 03 Something else (please specify) **HHCHRLG#_SE**
- 04 None of these
- 77 I don’t know
- 95 Web Skip
- 99 Refusal

[Thinking about **HHCHINIT#...**]

HHCHHISP#

Is HHCHINIT# of Hispanic, Latino, or Spanish origin, such as Mexican, Puerto Rican, Cuban or Argentinian?

- 01 Yes
- 02 No
- 95 Web Skip
- 99 Refusal

HHCHRACE#

What is HHCHINIT#’s race? Select all that apply.

- HHCHRACE_1_white White
- HHCHRACE_1_black Black or African American
- HHCHRACE_1_asian Asian or Asian American
- HHCHRACE_1_aian American Indian or Alaska Native
- HHCHRACE_1_nhpi Native Hawaiian or other Pacific Islander
- HHCHRACE_1_other Some other race or origin (please specify) (Specified in:

HHCHRACEO# **_O**)

HHCHPC#

[If HHCHRLT# < 03: “Do you”] [If HHCHRLT# >= 03: “Does HHCHINIT#’s parent”]
consider HHCHINIT# to be a person of color?

- 01 Yes
- 02 No
- 95 Web Skip
- 99 Refusal

HHCHPT

Do all of the children live in the household full time?

- 01 Yes
- 02 No
- 95 Web Skip
- 99 Refusal

HHCHBRIS

Thinking about when [your child/your youngest child] was born (or adopted, if applicable), did any of the following take place? Select all that apply.

- 01 Jewish naming ceremony led by a rabbi, cantor, or other Jewish clergy
- 02 Jewish naming ceremony not led by Jewish clergy
- 03 Jewish ritual circumcision (brit milah/bris)
- 04 A naming or birth ritual of a faith other than Judaism (e.g., baptism)
- 05 Medical circumcision (e.g., in a hospital)
- 06 Something else (please specify) (Specified in: **HHCHBRIS_O**)
- 07 None of these
- 95 Web Skip
- 99 Refusal

LOCYEARS

For how many years have you lived in the Los Angeles area? Please enter 0 if you have lived in the area for less than one year. [Numeric text entry 0-120]

LOCLV

Do you have plans to move away from the L.A. area within the next three years?

- 01 Yes
- 02 No
- 77 Not sure
- 95 Web Skip
- 99 Refusal

[Next we would like to find out about the education of any children in your household not yet in kindergarten. Please answer about the children's preschool or daycare enrollment in 2021-2022. If plans are not definite, please select the most likely option.]

PKNOW#

Is {HHCHINIT#} enrolled in any of the following preschool or daycare programs for the 2021-2022 school year? Select all that apply.

PKNOWJ# Program run by a Jewish organization

PKNOWNJ# Program run by a private non-Jewish or secular organization

PKNOWPUB# Public preschool or daycare

PKNOWHOM# Daycare at a person's home

PKNOWNON# None of these

PKEVER#

Has {HHCHINIT#} ever attended a Jewish preschool or daycare program?

- 01 Yes
- 02 No
- 95 Web Skip
- 99 Refusal

[The next questions are about your Jewish education. Please answer about your **2021-2022** school and program participation. If plans are not definite, please select the most likely option.]

JEDSCHTYPR

In the academic year 2021-22, what type of school {if earlier than August 9: will} (if Aug 9 or later: do) you attend?

- 01 Public or charter school
- 02 A full-time Jewish day school or yeshiva
- 03 A secular or non-Jewish private school
- 01 Home school
- 95 Web Skip
- 99 Refusal

JEDYRR

In the academic year 2021-22, do you plan to attend any of the following Jewish programs? Select all that apply.

- JEDPTR DA** Jewish part-time school like a Hebrew School, Religious School, or Hebrew High School
- JEDTUTR** Private classes or tutoring in Hebrew or Jewish subjects
- JEDYGR** Activities run by a Jewish youth group or other teen program (e.g., Moving Traditions, LAJTI)
- JEDOTHR** Other Jewish school-year activities, please specify: (Specified in: **JEDYRR_O**)
- JEDNONER** None of these

JEDEVER

If JEDSCHTYPR<>02 and JEDPTR, JEDTUTR, JEDYGR, JEDOTHR not selected

In the past 3 years, did you attend any Jewish programs or activities?

- 01 Yes
- 02 No
- 95 Web Skip
- 99 Refusal

JEDSUMR

The next question asks about camp programs in summer 2021. Include any summer 2021 programs that are happening now, are planned for later, or have already finished. Which of the following camp programs are you attending in summer 2021? Include participation as a camper or staff member.

Select all that apply.

- JEDJDCR** A Jewish day camp
- JEDJO CR** A Jewish overnight camp
- JEDDCR** A secular or non-Jewish day camp
- JEDOCR** A secular or non-Jewish overnight camp
- JEDCMPRN** None of these

JEDBBR

Did you have a bar or bat mitzvah?

- 01 Yes
- 02 No
- 95 Web Skip
- 99 Refusal

[The next questions are about the Jewish education of HHADINIT# in **2021-22**. Please answer about HHADINIT#'s **2021-2022** school and program participation. If plans are not definite, please select the most likely option.]

JEDSCHTAD#

In the academic year 2021-2022, what type of school {if earlier than August 9: will} (if Aug 9 or later: does) HHADINIT# attend?

- 01 Public or charter school
- 03 A full-time Jewish day school or yeshiva
- 03 A secular or non-Jewish private school
- 04 Home school
- 95 Web Skip
- 99 Refusal

JEDYRAD#

In academic year 2021-2022, does HHADINIT# plan to attend any of the following Jewish programs? Select all that apply.

JEDPTAD#

A Jewish part-time school like a Hebrew School, Religious School, or Hebrew High School

JEDTUTAD#

Private classes or tutoring in Hebrew or Jewish subjects

JEDYGAD#

Activities run by a Jewish youth group or other teen program (e.g., Moving Traditions, LAJTI)

JEDOTHAD# Other Jewish school-year activities, please specify: **JEDOTHAD#_O**

JEDADNONE# None of these

JEDEVER#

If **JEDSCHTAD#<>02** and **JEDPTAD#, JEDTUTAD#, JEDYGAD#, JEDADOTH#** not selected

In the past 3 years, did HHADINIT# attend any Jewish programs or activities?

- 01 Yes
- 02 No

JEDSUMAD#

The next question asks about camp programs in summer 2021. Include any summer 2021 programs that are happening now, are planned for later, or have already finished. Which of the following camp programs is HHADINIT# attending in summer 2021? Include participation as a camper or staff member. Select all that apply.

JEDJDCAD#

A Jewish day camp

JEDJOCAD#

A Jewish overnight camp

JEDDCAD#

A secular day camp

JEDOCAD#

A secular overnight camp

JEDCNAD#

None of these

HHBARBATAD#

Did HHADINIT# have a bar or bat mitzvah?

01 Yes

02 No

95 Web Skip

99 Refusal

[The next questions are about the Jewish education of HHCHINIT# in **2021-22**. Please answer about HHCHINIT#'s **2021-2022** school and program participation. If plans are not definite, please select the most likely option.]

JEDSCHTYP#

In the academic year 2021-2022, what type of school {if earlier than August 9: will} (if Aug 9 or later: does) HHCHINIT# attend?

01 Public or charter school

02 A full-time Jewish day school or yeshiva

03 A secular or non-Jewish private school

04 Home school

95 Web Skip

99 Refusal

JEDYEAR#

In academic year 2021-2022, does HHCHINIT# plan to attend any of the following Jewish programs? Select all that apply.

JEDPT# A Jewish part-time school like a Hebrew School, Religious School, or Hebrew High School

JEDTUT# Private classes or tutoring in Hebrew or Jewish subjects

JEDYG# Activities run by a Jewish youth group or other teen program (e.g., Moving Traditions, LAJTI)

JEDOTH# Other Jewish school-year activities, please specify: (Specified in: **JEDOTH#_O**)

JEDNONE# None of these

JEDEVER#

If **JEDSCHTYP#** <> 02 and **JEDPT#**, **JEDTUT#**, **JEDYG#**, **JEDOTH#** not selected

In the past 3 years, did HHCHINIT# attend any Jewish programs or activities?

- 01 Yes
- 02 No
- 95 Web Skip
- 99 Refusal

JEDSUM#

The next question asks about camp programs in summer 2021. Include any summer 2021 programs that are happening now, are planned for later, or have already finished. Which of the following camp programs is HHCHINIT# attending in summer 2021? Include participation as a camper or staff member. Select all that apply.

- JEDJDC#** A Jewish day camp
- JEDJOC#** A Jewish overnight camp
- JEDDC#** A secular day camp
- JEDOC#** A secular overnight camp
- JEDCMPN#** None of these

HHCHBARBAT#

Did HHCHINIT# have a bar or bat mitzvah?

- 01 Yes
- 02 Will have one in the future
- 03 No
- 95 Web Skip
- 99 Refusal

[There are a few more questions about the children in your household.]

JEDPJLIB

[If any HHCHAGE# <13 ask JEDPJLIB]

PJ Library is a program that sends free Jewish children's books to families with young children.

Does your household currently receive books from PJ Library?

- 01 Yes
- 02 No
- 03 Not aware of it
- 95 Web Skip
- 99 Refusal

JEDPKCONS

Have you ever considered sending your [child/children] to a Jewish preschool or childcare?

- 01 Yes
- 02 No
- 95 Web Skip
- 99 Refusal

JEDNOPK

Which of the following are the primary reasons that your preschool age [child is/children are] not currently enrolled in a Jewish preschool or child care program? Select all that apply.

PKNOCOST Cost
PKNOLOC Location or transportation
PKNOINT Lack of interest
PKNOFIT No good fit for the child
PKNOAGE Child not old enough
PKNOHRS Hours do not work with my schedule
PKNOQUAL Not satisfied with quality
PKNOCOV Health concerns because of COVID-19
PKNOSPC No spaces available
PKNOSN Schools could not accommodate special needs
PKNOOTH Other, please specify: (Specified in: **PKNOOTH_TXT**)

JEDDSPAST

[Has your child/Have any of your children] in K-12 ever been enrolled in a Jewish day school?

- 01 Yes
- 02 No
- 95 Web Skip
- 99 Refusal

JEDDSCONS

Have you ever considered sending your [child/children] to a Jewish day school?

- 01 Yes
- 02 No
- 95 Web Skip
- 99 Refusal

JEDNODS

Which of the following are the primary reasons that your [child/children are] not currently attending a Jewish day school? Select all that apply.

JEDNOCOST: Cost
JEDNOLOC: Location or transportation
JEDNOINT: Lack of interest
JEDNOREL: No good religious fit
JEDNOFIT: No good fit for the child
JEDNOHRS: Hours do not work for my schedule
JEDNOAGE: No options for children this age
JEDNOQUAL: Not satisfied with quality
JEDNOCOV: Health concerns because of COVID-19
JEDNOSN Schools could not accommodate special needs
JEDNOOTH: Other, please specify: (Specified in: **JEDNOOTH_TXT**)

[The next questions ask about your involvement in Jewish ritual and religious activities. We recognize that your activities in the past year might have been different than usual because of the pandemic. Participation includes both in-person and online activities.]

RLSYNANY

Do you [or anyone in your household] *currently* belong to a Jewish congregation, such as a synagogue, temple, or *minyan*?

- 01 Yes
- 02 No
- 95 Web Skip
- 99 Refusal

RLSYNEVER

[If RLSYNANY = 02]

Did you belong to a Jewish congregation at any time in the past five years?

- 01 Yes
- 02 No
- 95 Web Skip
- 99 Refusal

RLSYNDUES

[If RLSYNANY = 01]

Do you [or anyone in your household] pay membership dues of any sort to any Jewish congregation where you are a member?

- 01 Yes
- 02 No
- 77 Don't know
- 95 Web Skip
- 99 Refusal

RLSYNTYPES

[If RLSYNANY = 01]

Do you [or anyone in your household] belong to any of the following types of Jewish congregations in L.A.? Select all that apply.

- RLSYNORTH** Orthodox synagogue
- RLSYNCONS** Conservative synagogue
- RLSYNREF** Reform synagogue or Temple
- RLSYNREC** Reconstructionist synagogue
- RLSYNDENO** Synagogue with another denomination or no denomination, please specify:
- RLSYNT_O**
- RLSYNCHAB** Chabad
- RLSYNMIN** *Minyan*, other independent worship community
- RLSYNHIL** Hillel, JCC, or other organization-based worship community
- RLSYNOTH** Something else, please specify: (Specified in: **RLSYNTYPES_O**)
- RLSYNCONS** None of these

RLSYNSVCL

Thinking about the following time periods, how often did you attend any type of organized Jewish religious services, whether in person or online? Do not include special occasions like weddings and funerals.

RLSYNSVCT

In a typical year prior to the COVID crisis?

- 01 Never
- 02 Once or twice
- 03 Every few months
- 04 About once a month
- 05 Two or three times a month
- 06 Once a week or more
- 95 Web Skip
- 99 Refusal

RLSYNSVCC

During the COVID crisis?

- 01 Never
- 02 Once or twice
- 03 Every few months
- 04 About once a month
- 05 Two or three times a month
- 06 Once a week or more
- 95 Web Skip
- 99 Refusal

RLSYNSVCN

Since most in-person activities restarted in [MONTH]?

- 01 Never
- 02 Once or twice
- 03 Every few months
- 04 About once a month
- 05 Two or three times a month
- 06 Once a week or more
- 95 Web Skip
- 99 Refusal

RLHOLHI20

Thinking back to fall 2020, did you attend any High Holiday services, whether in person or online?

- 01 Yes
- 02 No
- 95 Web Skip
- 99 Refusal

RLHOLHI21F

In fall 2021, do you **expect** to attend any High Holiday services, whether in person or online?

- 01 Yes
- 02 No
- 95 Web Skip
- 99 Refusal

RLHOLHI21P

In fall 2021, did you attend any High Holiday services, whether in person or online?

- 01 Yes
- 02 No
- 95 Web Skip
- 99 Refusal

RLSHABMARK

Thinking about the following time periods, how often did you mark Shabbat in any way...

- 01 Never
- 02 Less than once a month
- 03 Once a month or more
- 05 Every week or almost every week

RLSHABT

In a typical year prior to the COVID crisis?

- 01 Never
- 02 Less than once a month
- 03 Once a month or more
- 04 Every week or almost every week

RLSHABC

During the COVID crisis?

- 01 Never
- 02 Less than once a month
- 03 Once a month or more
- 04 Every week or almost every week

RLSHABN

Since most in-person activities restarted in [MONTH]?

- 01 Never
- 02 Less than once a month
- 03 Once a month or more
- 04 Every week or almost every week

RLSHABHOW

When you marked Shabbat in the past two years, have you done any of the following activities, either in person or online? Select all that apply.

RLSHABLC Light candles

RLSHABML Have a special meal

RLSHABFF Spend time with family or friends

RLSHABWK Take a break from work

RLSHABTC Take a break from technology

RLSHABPG Attend Shabbat programs other than services

RLSHABLR Jewish learning or reading

RLSHABMS Meditation or spiritual practice

RLSHABOTH Something else, please specify: (Specified in: **RLSHAB_O**)

RLYKFAST

In a typical year, do you fast during Yom Kippur?

- 01 Yes, for all or part of the day
- 02 No, did not fast for medical reasons
- 03 No, did not fast
- 95 Web Skip
- 99 Refusal

RLHCNDL

In December 2020, did you [or anyone in your household] light Hanukkah candles?

- 01 Yes
- 02 No
- 95 Web Skip
- 99 Refusal

RLSEDER

In spring 2021, did you [or anyone in your household] attend or hold a Passover Seder, whether in person or online?

- 01 Yes
- 02 No
- 95 Web Skip
- 99 Refusal

RLKOSH

Which of the following best describes your current practices regarding keeping kosher?

- 01 Don't follow kosher rules at all
- 02 Follow some kosher rules, like avoiding pork or shellfish
- 03 Keep kosher only at home
- 04 Keep kosher all the time
- 95 Web Skip
- 99 Refusal

RLTREE

Last December, did you have a Christmas tree in your home?

- 01 Yes
- 02 No
- 95 Web Skip
- 99 Refusal

RLSVCNJ

In a typical year, how often do you [or anyone in your household] attend **non-Jewish** religious services, such as in a church or a mosque, whether in person or online? Do not include special occasions like weddings and funerals.

- 01 Never
- 02 Once or twice
- 03 Every few months
- 04 About once a month

- 05 Two or three times a month
- 06 Once a week or more
- 95 Web Skip
- 99 Refusal

[We have some other questions about your Jewish life.]

JLFRIEND

How many of your closest friends are Jewish?

- 01 None of them
- 02 Hardly any of them
- 03 About half
- 04 Most of them
- 05 All of them
- 95 Web Skip
- 99 Refusal

JEWIMP

How important is being Jewish to how you think about yourself?

- 01 Not at all important
- 02 Only a little important
- 03 Moderately important
- 04 Very important
- 05 Extremely important
- 95 Web Skip
- 99 Refusal

JLIDENTITY

Thinking about what being Jewish means to you personally, how important is each of the following?

JLESSJUSTICE Working for justice and equality in society

JLESSMORAL Leading an ethical and moral life

JLESSISR Caring about Israel

JLESSWORLD Taking care of Jews in need

JLART Engaging in Jewish art and culture such as music, food, literature

JLSPRIT Spiritual practice and belief

JLFAM Connecting to family and traditions

JLPPL Seeing other Jews – past, present, and future – as my extended family

- 01 Essential part of being Jewish
- 02 Important but not essential
- 03 Not important
- 95 Web Skip
- 99 Refusal

JLCONN

How much, if at all, do you feel a sense of belonging...

JLCONNPPPL to the Jewish people?

JLCONNLOC to any Jewish community within Los Angeles?

JLCONNOL to an online Jewish community?

- 01 Not at all
- 02 Not much
- 03 Some
- 04 A great deal
- 95 Web Skip
- 99 Refusal

JLATT

How much, if at all, do you feel...

JLDAILY that being Jewish is a part of your daily life?

JLCOPE that being Jewish helps you to cope at times of crisis?

JLJOY that being Jewish helps you to celebrate at times of joy?

- 01 Not at all
- 02 Not much
- 03 Some
- 04 A great deal
- 95 Web Skip
- 99 Refusal

JLBARRIERS

Thinking about typical times before the pandemic, did any of the following conditions limit your participation in the L.A. Jewish community? Select all that apply.

- 01 You don't know many people
- 02 You are not confident in your Jewish knowledge
- 03 Your political views are unwelcome
- 04 It's not welcoming for people like you
- 05 Traffic or location make it difficult to attend
- 06 You haven't found activities that interest you
- 07 It's too expensive
- 08 Times of activities are not convenient
- 09 Other (please specify) (Specified in: **JLBARROTH_O**)
- 10 None of these
- 95 Web Skip
- 99 Refusal

JLWELC

Overall, in your opinion, how welcoming are Los Angeles Jewish organizations to ...

JLWELCINT Interfaith families?

JLWELCJOC People of color?

JLWELCLG LGBTQ people?

JLWELCDIS People with disabilities or special needs?

- 01 Not at all welcoming
- 03 Not too welcoming
- 03 Somewhat welcoming
- 04 Very welcoming
- 77 No opinion

- 95 Web Skip
- 99 Refusal

JLANTI

How concerned are you about antisemitism...

JLANTIUS in the United States?

JLANTIWR around the world?

- 01 Not at all concerned
- 02 Not too concerned
- 03 Somewhat concerned
- 02 Very concerned
- 95 Web Skip
- 99 Refusal

JLANTIEXP

Have you **personally** experienced antisemitism in the **past year**?

- 01 Yes
- 02 No
- 95 Web Skip
- 99 Refusal

JLANTIEXP_TXT

[IF JLANTIEXP=1]

Please describe the incident(s) you **personally** experienced in the past year. [Text entry]

[The next questions ask for additional background information to help us to understand your responses.]

ETHRESP

Regarding your Jewish heritage, do you consider yourself to be Ashkenazi, Sephardi, Mizrachi, or something else? Select all that apply.

- 01 Ashkenazi
- 02 Sephardi
- 03 Mizrachi
- 04 Other (please specify) (Specified in: **ETHRSPOTH_O**)
- 05 None of these, no particular Jewish heritage
- 06 Don't know
- 95 Web Skip
- 99 Refusal

ETHSP

Regarding their Jewish heritage, does your {spousename} consider themselves to be Ashkenazi, Sephardi, Mizrachi, or something else? Select all that apply.

- 01 Ashkenazi
- 02 Sephardi
- 03 Mizrachi
- 04 Other (please specify) (Specified in: **ETHSPOTH_O**)

- 05 None of these, no particular Jewish heritage
- 06 Don't know
- 95 Web Skip
- 99 Refusal

LGBTQRESP

Do you identify as LGBTQ?

- 01 Yes
- 02 No
- 95 Web Skip
- 99 Refusal

LGBTQHH

Do you or anyone in your household identify as LGBTQ?

- 01 Yes, you
- 02 Yes, someone else
- 03 Yes, both you and someone else
- 04 No
- 95 Web Skip
- 99 Refusal

LGBTQCT

How many people in your household identify as LGBTQ [including you]?

#_____ [Range 1 to HHSIZE]

PERSRESP

Do you identify as Persian or Iranian-American?

- 01 Yes
- 02 No
- 95 Web Skip
- 99 Refusal

PERSHH

Do you or anyone in your household identify as Persian or Iranian-American?

- 01 Yes, you
- 02 Yes, someone else
- 03 Yes, both you and someone else
- 04 No
- 95 Web Skip
- 99 Refusal

PERSHHCT

How many people in your household identify as Persian or Iranian-American[if PERSHH=03, including you]?

#_____ [Range 1 to HHSIZE]

RUSRESP

Did you grow up in a Russian-speaking home?

- 01 Yes
- 02 No
- 95 Web Skip
- 99 Refusal

RUSHH

Did you or anyone in your household grow up in a Russian-speaking home?

- 01 Yes, you
- 02 Yes, someone else
- 03 Yes, both you and someone else
- 04 No
- 95 Web Skip
- 99 Refusal

RUSHHCT

How many people in your household grew up in a Russian-speaking home[if RUSHH=03, including you]?

#_____ [Range 1 to HHSIZE]

ISRRESP

Are you an Israeli citizen?

- 01 Yes
- 02 No
- 95 Web Skip
- 99 Refusal

ISRHH

Are you or anyone in your household an Israeli citizen?

- 01 Yes, you
- 02 Yes, someone else
- 03 Yes, both you and someone else
- 04 No
- 95 Web Skip
- 99 Refusal

ISRHCT

How many people in your household are Israeli citizens[if ISRHH=03, including you]?

#_____ [Range 1 to HHSIZE]

HOLRESP

Do you consider yourself to be a Holocaust survivor or a World War II refugee?

- 01 Yes
- 02 No
- 95 Web Skip
- 99 Refusal

HOLHH

Are you or anyone in your household a Holocaust survivor or a World War II refugee?

- 01 Yes, you
- 02 Yes, someone else
- 03 Yes, both you and someone else
- 04 No
- 95 Web Skip
- 99 Refusal

HOLHHCT

How many people in your household are Holocaust survivors or World War II refugees [if HOLHH=03:, including you]?

#_____ [Range 1 to HHSIZE]

HOLCHRESP

Are you a descendant of someone who was a Holocaust victim or survivor or World War II refugee?

- 01 Yes
- 02 No
- 95 Web Skip
- 99 Refusal

HOLCHHH

Are you or anyone in your household a descendant of someone who was a Holocaust victim or survivor or World War II refugee?

- 01 Yes, you
- 02 Yes, someone else
- 03 Yes, both you and someone else
- 04 No
- 95 Web Skip
- 99 Refusal

HOLCHHHCT

How many people in your household are descendants of someone who was a Holocaust victim or survivor or World War II refugee [if HOLCHHH=03:, including you]?

#_____ [Range 1 to HHSIZE]

HHLANGANY

Are any languages other than English spoken in your home on a regular basis?

- 01 Yes
- 02 No

HHLANG

Which of the following languages are spoken in your home on a regular basis? Select all that apply.

HHLANGENG English

HHLANGSP Spanish

HHLANGHEB Hebrew

HHLANGFAR Farsi

HHLANGRUS Russian

HHLANGOTH Other, please specify: (Specified in: **HHLANG_O**)

PARBORN

Were any of your [if MARRIED=1: or your [spousename]'s] parents born outside of the United States?

- 01 Yes
- 02 No
- 95 Web Skip
- 99 Refusal

PARBORNWH

If PARBORN=01

In what countries were any of your [if MARRIED=1: or your [spousename]'s] parents born? Select all that apply.

- PARBUS** United States
- PARBIRAN** Iran
- PARBISR** Israel
- PARBME** Middle East other than Iran and Israel
- PARBFSU** Russian or the former Soviet Union
- PARBLA** Latin America, such as Argentina, Cuba, Mexico
- PARBSA** South Africa
- PARBWE** Western Europe
- PARBEE** Eastern Europe
- PARBNA** North Africa
- PARBOTH** Other country, please specify: (Specified in: **PARBORN_O**)

POLVIEWS

In terms of political views, people often classify themselves as "liberal," "moderate," or "conservative." Where would you place yourself on this scale?

- 01 Very liberal
- 02 Liberal
- 03 Moderate
- 04 Conservative
- 05 Very conservative

ISRNUM

How many times, if any, have you been to Israel?

- 01 Never
- 02 Once
- 03 More than once
- 04 I lived in Israel
- 95 Web Skip
- 99 Refusal

ISRNUMHH

Has anyone in your household ever been to Israel?

- 01 Yes
- 02 No
- 95 Web Skip
- 99 Refusal

ISRTRAVEL

Did your trips to Israel include any of the following? Select all that apply.

- 01 Birthright Israel
- 02 Educational program or volunteer trip
- 03 A trip sponsored by a Jewish federation, synagogue, or other Jewish organization
- 04 Business trip
- 05 Long-term program (6 weeks or more)
- 06 Vacation
- 07 Visit to friends or family
- 08 None of these
- 95 Web Skip
- 99 Refusal

ISRATT

To what extent do you agree or disagree with the following statements?

ISRPROUD I feel proud of Israel’s scientific and technological accomplishments

ISRCRIT American Jews have the right to criticize Israel’s government

ISRJEW I consider it important for Israel to be the nation-state of the Jewish state

ISRDEM I consider it important for Israel to be a democratic state

ISRSAFE I consider it important for Israel to exist as refuge for the Jewish people, now and in the future

ISRZION I consider myself to be a Zionist

ISRCUL I consider it important for Israel to be a place where Jewish values and traditions make up the mainstream culture

- 01 Strongly disagree
- 02 Somewhat disagree
- 03 Somewhat agree
- 04 Strongly agree
- 03 No opinion or not sure
- 95 Web Skip
- 99 Refusal

ISRCNCT

How emotionally attached are you to Israel?

- 01 Not at all attached
- 02 Not too attached
- 03 Somewhat attached
- 04 Very attached
- 95 Web Skip
- 99 Refusal

ISRNEWS

How closely do you follow news about Israel?

- 01 Not at all closely
- 02 Not too closely
- 03 Somewhat closely
- 04 Very closely
- 95 Web Skip
- 99 Refusal

ORGSECTYPE

In a typical non-pandemic year, do you regularly engage in any of the following types of activities? Think about activities you do on your own, with friends, and with organizations. Select all that apply.

- ORGSECED** Primarily educational (class or lecture)
- ORGSECCUL** Primarily cultural (concert, theater, film, museum)
- ORGSECOUT** Primarily outdoors or active (sports league, hiking, surfing)
- ORGSECSOC** Primarily social (bar night, party, dance)
- ORGSECSA** Primarily social action (volunteering, fundraising)
- ORGSECPOL** Primarily political (rally or protest)
- ORGSECSPIR** Primarily spiritual or religious (meditation, prayer)
- ORGSECOTH** Other, please specify: (Specified in: **ORGSEC_O**)
- ORGSECNON** None of these

[The next questions ask about your participation with Jewish organizations and other aspects of Jewish life. In all cases, participation includes both in-person and online activities.]

ORGMEM

Aside from congregations, are you [or anyone in your household] a member of any Jewish organizations in the Los Angeles area? (e.g., Hadassah, a JCC)

- 01 Yes
- 02 No
- 95 Web Skip
- 99 Refusal

ORGGROUPS

Do you [or anyone in your household] belong to or regularly participate in an informal or grassroots Jewish group in the Los Angeles area? (e.g., social *chavurah*, Jewish book club)

- 01 Yes
- 02 No
- 95 Web Skip
- 99 Refusal

ORGFREQ

Thinking about the following time periods, how often did you participate in any program or activity with a Jewish organization, whether in person or online, aside from religious services?

ORGFREQT

In a typical year prior to the COVID crisis?

ORGFREQC

During the COVID crisis?

ORGFREQN

Since most in-person activities restarted in [MONTH]?

- 01 Never
- 02 Rarely
- 03 Sometimes
- 04 Often

95 Web Skip

99 Refusal

ORGPROGTYPE

Over the past two years, have you attended any of the following types of activities sponsored by a *Jewish* organization, whether in person or online? Select all that apply.

ORGPROGED

Primarily educational (class or lecture)

ORGPROGCUL

Primarily cultural (concert, theater, film, museum)

ORGPROGREL

Primarily religious (aside from a religious service) such as a holiday celebration

ORGPROGSPIR

Primarily spiritual (meditation)

ORGPROGOUT

Primarily outdoors or active (sports league, hiking, surfing)

ORGPROGSOC

Primarily social (bar night, party, dance)

ORGPROGPOL

Primarily political (rally or protest)

ORGPROGSA

Primarily social action (volunteering, fundraising)

ORGPROGOTH

Something else, please specify: (Specified in: **ORGPROG_O**)

ORGPROGNON

None of these

ORGALL

In the past two years, did you ever participate in Jewish activities sponsored by any of the following organizations, whether in person or online? Select all that apply

ORGSYN

A congregation or synagogue in L.A. (aside from religious services)

ORGCHABAD

A Chabad in L.A.

ORGNAT

A national Jewish organization like ADL, AIPAC, J Street, Hadassah

ORGUNIV

A university, museum, or cultural arts organization

ORGNONE

None of these

VOLANY

In the past two years, did you do any volunteer activities, whether in person or online?

- 01 Yes, with Jewish and non-Jewish organizations or groups
- 02 Yes, with Jewish organizations or groups only
- 03 Yes, with non-Jewish organizations or groups only
- 04 None of these
- 95 Web Diary
- 99 Refusal

ACTIVITIES

In the past year, how often did you participate in the following activities, either in person or online?

ACTTALK

Talked with family or friends about Jewish topics

ACTSM

Posted on social media about Jewish life and being Jewish

ACTREAD

Read Jewish publications including articles, magazines, and newsletters from a Jewish organization

ACTCULT

Did Jewish-themed cultural activities like books, TV, theater, music, or podcasts

ACTFOOD

Ate Jewish foods, aside from Shabbat and holiday meals

ACTTEXT

Studied or learned Jewish texts

ACTSYM

Wore a specifically Jewish symbol in public (e.g., Jewish star, *Kippah/Yarmulka*)

- 01 Never
- 02 Rarely
- 03 Sometimes
- 04 Often

95 Web Diary

99 Refusal

ORGCOMF

Which of the following makes you feel welcome and comfortable at Jewish events? Select all that apply.

ORGWCKN

When you know other people there

ORGWCREF

When you see yourself reflected in the people who attend

ORGWCDIV

When people with diverse backgrounds attend

ORGWCRIT

When Jewish rituals are explained

ORGWCREL

When events have no religious components

ORGCIN

When someone personally invites you

ORGCLDR

When you are encouraged to take a leadership role

ORGCPOL

When policies around inclusion and diversity are made explicit

ORGCOTH

Something else, please specify: (Specified in: **ORGCOME_O**)

ORGCNON

None of these

CHARANY

Over the past year, did you [or your [spousename]] make any charitable donations?

01 Yes, to Jewish and non-Jewish organizations

02 Yes, to Jewish organizations only

03 Yes, to non-Jewish organizations only

04 No charitable donations

77 Don't know

95 Web Skip

99 Refusal

CHARFED

Over the past year, have you [your [spousename]] made a charitable contribution to the Jewish Federation of Greater Los Angeles?

01 Yes

02 No

77 Don't know

95 Web Skip

99 Refusal

CHARCAUSES

Thinking about the causes that you might volunteer for or donate to, which of the following are most important to you? Select all that apply.

01 Education (e.g., early childhood, camp, day schools, college)

02 Human Services (e.g., homelessness, food insecurity, elder care)

03 Social Justice (e.g., economic, racial)

04 Mental Health (e.g., counseling, substance abuse, anxiety/depression)

05 Congregation/Synagogue (not including dues and tuition)

06 Environment

07 Antisemitism

08 Israel

09 Arts & Culture

10 Something else, please specify: (Specified in: **CHARCOTH_O**)

11 None of these

95 Web Skip

99 Refusal

CHARWILL

Have you designated any charitable organization as a beneficiary in your will or estate planning?

- 01 Yes, both Jewish and non-Jewish organizations
- 02 Yes, Jewish organizations only
- 03 Yes, non-Jewish organizations only
- 04 No charitable organizations
- 05 Don't have a will
- 77 Don't know
- 95 Web Skip
- 99 Refusal

[We would like to learn about your health needs [as well as of others in your household, if any.]

HLCAREGIVER

Do you [or anyone in your household] manage the care or personally provide care for any close relatives or friends on a regular basis, aside from routine childcare?

- 01 Yes, personally provide care
- 02 Yes, manage care provided by others
- 03 Yes, both manage care and personally provide care
- 04 No
- 95 Web Skip
- 99 Refusal

HLCAREPROV

For whom do you [or anyone in your household] manage the care or personally provide care, aside from routine childcare? Select all that apply.

- 01 A parent or in-law
- 02 Your {spousename}
- 03 An adult child age 18 or older
- 04 A child under age 18 with special needs
- 05 Someone else, please specify: (Specified in: **HLCAREOTH_O**)
- 95 Web Skip
- 99 Refusal

HLRESPNH

Do you currently reside in an assisted living facility, nursing home, or an independent senior living building or community?

- 01 Yes
- 02 No
- 95 Web Skip
- 99 Refusal

HLDISANY

Do you [or anyone in your household] have a chronic health issue, mental health issue, special need, or disability that limits work, school, or activities?

- 01 Yes
- 02 No
- 95 Web Skip
- 99 Refusal

HLDISWHO

Which members of the household are affected by a chronic health issue, mental health issue, special need, or disability? Select all that apply.

- 01 You personally
- 02 Your {spousename}
- 03 Another adult in the household
- 04 A child under age 18
- 95 Web Skip
- 99 Refusal

HLDISWHICH

What chronic health issues, mental health issues, special needs, or disabilities do you [or anyone in your household] have? Select all that apply.

- 01 Severe and persistent mental illness (e.g., depression, anxiety, bipolar, schizophrenia)
- 02 Developmental disability (e.g., ADHD, autism)
- 03 Physical disability (e.g., chronic pain, limited mobility, cerebral palsy)
- 04 Chronic illness (e.g., asthma, diabetes, cancer, HIV, heart disease)
- 05 Substance abuse/addiction
- 06 Dementia, including Alzheimer's Disease
- 07 Complications related to COVID-19
- 08 Other, please specify: (Specified in: **HLDISOTH_O**)
- 09 None of these

HLDISNEEDS

In the last 3 months, did you [and everyone in your household] receive all services needed to manage the health issues, special needs, mental health issues, or disabilities?

- 01 Yes
- 02 No
- 03 No services needed
- 95 Web Skip
- 99 Refusal

HLTRANS

In the last 3 months, has lack of transportation kept you [or someone in your household] from medical appointments, meetings, work, or getting things for daily living?

- 01 Yes, all of the time
- 02 Yes, some of the time
- 03 No
- 95 Web Skip
- 99 Refusal

HLSOLATED

Thinking about your personal support network – relatives and friends living nearby who you can rely on for help or support – how many people would you say you can rely on?

- 01 A lot of people
- 02 A fair number of people
- 03 Just a few people
- 04 No one
- 95 Web Skip
- 99 Refusal

HLLONELY

In the past month, how often did you feel lonely?

- 01 Never
- 02 Rarely
- 03 Sometimes
- 04 Often
- 06 All the time
- 95 Web Skip
- 99 Refusal

HLDIFF

In the past month, how often did you feel that emotional or mental difficulties hurt your ability to live your day to day life?

- 01 Never
- 02 Rarely
- 03 Sometimes
- 04 Often
- 05 All the time
- 95 Web Skip
- 99 Refusal

HLCAREDL

Inside your home or apartment, do you [or any other adult in your household] typically need help with any of the following daily activities — doing housework, preparing meals, dressing and undressing, taking a bath or a shower, or walking up and down stairs?

- 01 Yes
- 02 No
- 95 Web Skip
- 99 Refusal

HLCARERCV

Who provides the necessary help? Select all that apply.

- 01 A relative or friend who lives with you
- 02 A relative or friend who does not live with you
- 03 A paid care provider who lives with you
- 04 A paid care provider who does not live with you

- 05 Someone else
- 06 Do not receive care on a regular basis

HLPREFJ

If you were to need help related to health, employment, finances, or other needs, how important would it be to you that those services be provided by a Jewish organization?

- 01 Not at all important
- 02 A little important
- 03 Somewhat important
- 04 Very important

[The final section of the survey asks about your work and financial well-being to understand the needs of community members.]

WBEMP

Are you currently working for pay?

- 01 Yes, full-time in one job or position
- 02 Yes, part-time in one job or position
- 03 Yes, working in multiple positions
- 04 No, not working for pay
- 05 No, unemployed and looking for work
- 06 No, on temporary leave (such as disability or parental leave)
- 07 No, retired

WBUNDER

Even though you are working for pay, do you consider yourself **underemployed** for any of the following reasons? Select all that apply.

- WBUNDED** My job does not utilize my education, experience, or training
- WBUNDFLD** I am not able to find a full-time job in my field
- WBUNDINC** My job does not provide sufficient income for my needs
- WBUNDNO** I do not consider myself underemployed

For how long have you been unemployed? Indicate number of weeks OR number of months

- WBUNEMPWKS:** Number of weeks: ____ (number, 0-52)
- WBUNEMPMOS:** Number of months: ____ (number, 0-99)

WBUNEMP

Are you currently receiving unemployment benefits?

- 01 Yes
- 02 No
- 95 Web Skip
- 99 Refusal

WBSPOUSE

Is your {spousename} currently working for pay?

- 01 Yes, full-time in one job or position
- 02 Yes, part-time in one job or position

- 03 Yes, working in multiple positions
- 04 No, not working for pay
- 05 No, unemployed and looking for work
- 06 No, on temporary leave (such as disability or parental leave)
- 07 No, retired
- 95 Web Skip
- 99 Refusal

WBFINSIT

Which of these statements best describes your [household's] financial situation?

- 01 Cannot make ends meet
- 02 Just managing to make ends meet
- 03 Have enough money
- 04 Have some extra money
- 05 Well off
- 95 Web Skip
- 99 Refusal

FINSITCHG

Compared to the beginning of 2020, before the coronavirus crisis, how is your [household's] financial situation today?

- 01 Much worse than before
- 02 Somewhat worse than before
- 03 About the same as before
- 04 Somewhat better than before
- 05 Much better than before

WBFINPAST

Now thinking about your [household's] financial situation the past three years, have there been times when your household either could not make ends meet or was just managing to make ends meet?

- 01 Yes
- 02 No
- 95 Web Skip
- 99 Refusal

FINCONF Right now, how confident are you about each of the following?

FINCONBASE You will be able to afford basic living expenses

FINCONHLTH You will be able to afford healthcare

FINCONLOAN You will be able to pay any student loan debt

FINCONRET You will have enough money for retirement

FINCONSAVE You will keep current savings and/or investments

- 01 Not at all confident
- 02 Not too confident
- 03 Somewhat confident
- 04 Very confident
- 05 Does not apply

WBINC

The following questions refer to pre-tax income from all sources. Was your [household's] total income in 2020...

- 01 Less than \$50,000
- 02 \$50,000 to \$74,999
- 03 \$75,000 to \$99,999
- 04 \$100,000 to \$149,999
- 05 \$150,000 to \$249,999
- 06 \$250,000 to \$499,999
- 07 \$500,000 up to \$1 million
- 08 \$1 million or more
- 77 Don't know
- 97 Prefer not to answer

WBFPL1M

Was your [household's] total income in 2020...

- 01 Less than \$32,000?
- 02 At least \$32,000?
- 77 Don't know
- 97 Prefer not to answer
- 95 Web skip

WBFPL1

Was your total income in 2020...

- 01 Less than \$13,000?
- 02 At least \$13,000 but less than \$19,000?
- 03 At least \$19,000 but less than \$32,000?
- 04 At least \$32,000?
- 77 Don't know
- 97 Prefer not to answer
- 95 Web skip

WBFPL2M

Was your household's total income in 2020...

- 01 Less than \$43,000?
- 02 At least \$43,000?
- 77 Don't know
- 97 Prefer not to answer
- 95 Web skip

WBFPL2

Was your household's total income in 2020...

- 01 Less than \$17,000?
- 02 At least \$17,000 but less than \$26,000?
- 03 At least \$26,000 but less than \$43,000?
- 04 At least \$43,000?

- 77 Don't know
- 97 Prefer not to answer
- 95 Web skip

WBFPL3M

Was your household's total income in 2020...

- 01 Less than \$50,000?
- 02 At least \$50,000?
- 77 Don't know
- 97 Prefer not to answer
- 95 Web skip

WBFPL3A

Was your household's total income in 2020...

- 01 Less than \$22,000?
- 02 At least \$22,000 but less than \$33,000?
- 03 At least \$33,000?
- 77 Don't know
- 97 Prefer not to answer
- 95 Web skip

WBFPL4M

Was your household's total income in 2020...

- 01 Less than \$66,000?
- 02 At least \$66,000?
- 77 Don't know
- 97 Prefer not to answer
- 95 Web skip

WBFPL4A

Was your household's total income in 2020...

- 01 Less than \$26,000?
- 02 At least \$26,000 but less than \$39,000?
- 03 At least \$39,000?
- 77 Don't know
- 97 Prefer not to answer
- 95 Web skip

WBFPL4B

Was your household's total income in 2020...

- 01 Less than \$66,000?
- 02 At least \$66,000?
- 77 Don't know
- 97 Prefer not to answer
- 95 Web skip

WBFPL5M

Was your household's total income in 2020...

- 01 Less than \$75,000?
- 02 At least \$75,000?
- 77 Don't know
- 97 Prefer not to answer
- 95 Missing/Web skip

WBFPL5A

Was your household's total income in 2020...

- 01 Less than \$31,000?
- 02 At least \$31,000 but less than \$46,000?
- 03 At least \$46,000?
- 77 Don't know
- 97 Prefer not to answer
- 95 Web skip

WBFPL6M

Was your household's total income in 2020...

- 01 Less than \$88,000?
- 02 At least \$88,000?
- 77 Don't know
- 97 Prefer not to answer
- 95 Web skip

WBFPL6A

Was your household's total income in 2020...

- 01 Less than \$35,000?
- 02 At least \$35,000?
- 77 Don't know
- 97 Prefer not to answer
- 95 Web skip

WBFPL6C

Was your household's total income in 2020...

- 01 Less than \$88,000?
- 02 At least \$88,000?
- 77 Don't know
- 97 Prefer not to answer
- 95 Web skip

WBFPL7M

Was your household's total income in 2020...

- 01 Less than \$100,000?
- 02 At least \$100,000?
- 77 Don't know
- 97 Prefer not to answer
- 95 Web skip

WBFPL7A

Was your household's total income in 2020...

- 01 Less than \$40,000?
- 02 At least \$40,000?
- 77 Don't know
- 97 Prefer not to answer
- 95 Web skip

WBFPL7B

Was your household's total income in 2020...

- 01 Less than \$59,000?
- 02 At least \$59,000?
- 77 Don't know
- 97 Prefer not to answer
- 95 Web skip

WBFPL8M

Was your household's total income in 2020...

- 01 Less than \$110,000?
- 02 At least \$110,000?
- 77 Don't know
- 97 Prefer not to answer
- 95 Web skip

WBFPL8A

Was your household's total income in 2020...

- 01 Less than \$44,000?
- 02 At least \$44,000?
- 77 Don't know
- 97 Prefer not to answer
- 95 Web skip

WBFPL8B

Was your household's total income in 2020...

- 01 Less than \$66,000?
- 02 At least \$66,000?
- 77 Don't know
- 97 Prefer not to answer
- 95 Web skip

WBFPL8D

Was your household's total income in 2020...

- 01 Less than \$110,000?
- 02 At least \$110,000?
- 77 Don't know
- 97 Prefer not to answer

95 Web skip

WBFPL9M

Was your household's total income in 2020...

- 01 Less than \$122,000?
- 02 At least \$122,000?
- 77 Don't know
- 97 Prefer not to answer
- 95 Web skip

WBFPL9D

Was your household's total income in 2020...

- 01 Less than \$122,000?
- 02 At least \$122,000?
- 77 Don't know
- 97 Prefer not to answer
- 95 Web skip

WBFPL10M

Was your household's total income in 2020...

- 01 Less than \$133,000?
- 02 At least \$133,000?
- 77 Don't know
- 97 Prefer not to answer
- 95 Web skip

WBFPL10B

Was your household's total income in 2020...

- 01 Less than \$80,000?
- 02 At least \$80,000?
- 77 Don't know
- 97 Prefer not to answer
- 95 Web skip

WBFPL10D

Was your household's total income in 2020...

- 01 Less than \$133,000?
- 02 At least \$133,000?
- 77 Don't know
- 97 Prefer not to answer
- 95 Web skip

WBHOUSING

Do you spend more than 30% of your [household's] pre-tax income on rent or mortgage payments?

- 01 Yes
- 02 No
- 77 Don't know

95 Web Skip
99 Refusal

WBSAVE400

Would [you/your household] be able to pay an unexpected \$400 emergency expense with cash, money currently in a bank account, or on a credit card you could pay in full?

- 01 Yes
- 02 No
- 95 Web Skip
- 99 Refusal

WBSVCSALL

For each of the following types of services, please indicate whether you [or anyone in your household] **needed** that service in the past year – whether or not you received it. Select all that apply.

WBSVCMH

Mental health or substance abuse treatment (e.g., counseling, medication, psychotherapy, inpatient treatment)

WBSVCDD

Help for a child or adult who has a developmental disability (e.g., clinical therapies, housing, transportation, social recreation)

WBSVCEMP Employment related assistance (e.g., job training or placement)

WBSVCLEG Legal assistance (e.g., evictions, debt, bankruptcy)

WBSVCBEN Help with gaining or maintaining public benefits (accessing unemployment or Medicare)

WBSVCFD Food assistance (e.g., food pantry, meals)

WBSVCFIN Financial Assistance (e.g., rent, medical costs, transportation costs, utility costs)

WBSVCDV Assistance for a victim, bystander, or witness of domestic violence (e.g., legal, psychological, emotional, educational, medical)

WBSVCOTH Other (please specify) (Specified in: **WBSVCOTH_TXT**)

WBSVCNONE Did not need any of these services

WBSVCSPRV

For each of the following types of services that you needed in the past year, please indicate whether you received the service at all and whether you received the service from a Jewish organization.

WBSVCMHPRV

Mental health or substance abuse treatment

WBSVCDDPRV

Help for a child or adult who has a developmental disability

WBSVCEMPPRV

Employment related assistance

WBSVCLEGPRV

Legal assistance

WBSVCBENPRV

Help with gaining or maintaining public benefits

WBSVCFDPRV

Food assistance

WBSVCFINPRV

Financial assistance

WBSVCDVPRV

Assistance for a victim, bystander, or witness of domestic violence

WBSVCOTHPRV

Other services

- 01 Did not receive this service
- 02 Received from Jewish provider
- 03 Received from non-Jewish provider
- 04 Received from both Jewish and non-Jewish providers

WBHARDNOW

In the past year, have there been any times when you [or anyone in your household] did not have enough money for any of the following? Select all that apply.

- 01 Buy the food that [I/we] needed
- 02 Pay for medical care or medicine that [I/we] needed
- 03 Pay the rent or mortgage
- 04 Pay a utility bill, such as a bill for water, electricity, or heat
- 05 Pay for phone or internet service
- 06 Pay for car expenses
- 07 None of these
- 95 Web Skip
- 99 Refusal

WBHARDPAST

In the past three years, have there been any times when you [or anyone in your household] did not have enough money for any of the following? Select all that apply.

- 01 Buy the food that [I/we] needed
- 02 Pay for medical care or medicine that [I/we] needed
- 03 Pay the rent or mortgage
- 04 Pay a utility bill, such as a bill for water, electricity, or heat
- 05 Pay for phone or internet service
- 06 Pay for car expenses
- 07 None of these
- 95 Web Skip
- 99 Refusal

WBASSETS

Are your total household assets (e.g., home equity, savings accounts) ...

- 01 Less than \$1 million
- 02 \$1 million up to \$5 million
- 03 \$5 million or more
- 97 Prefer not to answer

WBJEWLIFE

During the past year, in what ways, if any, did your financial situation limit your participation in Jewish life? Select all that apply.

- 01 Did not enroll children in Jewish education, camp, or activities
- 02 Required financial assistance to enroll children in Jewish education, Jewish camp, or activities
- 03 Did not join a synagogue
- 04 Required financial assistance to maintain synagogue membership
- 05 Unable to contribute to Jewish causes as much as I would have liked
- 06 Unable to participate in some Jewish activities
- 07 Something else, please specify: (Specified in: **WBJOTH_O**)
- 08 None of these

[We have some last questions to conclude the survey.]

CTSTR

Based on your own experience, what do you consider to be the strengths and gaps of the Los Angeles Jewish community?

[text]_____ **[SHORT PARAGRAPH]**

CTQ2

The COVID-19 crisis has changed lives in many ways. In what ways, if any, did it change the way you think about your Jewish life?

[text]_____ **[SHORT PARAGRAPH]**

SECTION D. CODEBOOK

RESPRELIG

What is your present religion, if any?

Response	Weighted %	n
1, Jewish	67	3406
2, Protestant	2	10
3, Roman Catholic	< 1	4
6, Muslim	< 1	2
7, Buddhist	< 1	4
9, Atheist	7	62
10, Agnostic	4	35
11, Multiple religions	5	52
12, Something else	3	19
20, Nothing in particular	12	77
Total	100	3671

RESPRELIG_OROTH

What is your present religion, if any? Something else

19 responses

RESPRELMJEWISH

What religions do you identify with? Jewish

Response	Weighted %	n
0, Not selected	2	2
1, Selected	98	50
Total	100	52

RESPRELMPROTESTANT

What religions do you identify with? Protestant

Response	Weighted %	n
0, Not selected	67	42
1, Selected	33	10
Total	100	52

RESPRELMRELMCATHOLIC

What religions do you identify with? Roman Catholic

Response	Weighted %	n
0, Not selected	89	48
1, Selected	11	4
Total	100	52

RESPRELMMORMON

What religions do you identify with? Mormon

Response	Weighted %	n
0, Not selected	100	52
Total	100	52

RESPRELMJEHOVAHWIT

What religions do you identify with? Jehovah's Witness

Response	Weighted %	n
0, Not selected	100	52
Total	100	52

RESPRELMMUSLIM

What religions do you identify with? Muslim

Response	Weighted %	n
0, Not selected	99	51
1, Selected	< 1	1
Total	100	52

RESPRELMBUDDHIST

What religions do you identify with? Buddhist

Response	Weighted %	n
0, Not selected	91	43
1, Selected	9	9
Total	100	52

RESPRELMHINDU

What religions do you identify with? Hindu

Response	Weighted %	n
0, Not selected	100	52
Total	100	52

RESPRELMATHEIST

What religions do you identify with? Atheist

Response	Weighted %	n
0, Not selected	79	41
1, Selected	21	11
Total	100	52

RESPRELMAGNOSTIC

What religions do you identify with? Agnostic

Response	Weighted %	n
0, Not selected	77	41
1, Selected	23	11
Total	100	52

RESPRELMOTH

What religions do you identify with? Something else

Response	Weighted %	n
0, Not selected	100	52
Total	100	52

RESPCONSIDER

Aside from religion, do you consider yourself Jewish in any way (for example, ethnically, culturally or because of your family's background)?

Response	Weighted %	n
1, Yes	100	215
Total	100	215

HHADNUM /^\

How many adults (age 18 or older) live in your household – including yourself?

Response	Weighted %	n
1	28	812
2	50	2050
3	13	514
4	7	312
5 or more	2	79
Total	100	3767

SCRCONJEW /^\

Does any other adults in your household consider themselves to be Jewish in any way?

Response	Weighted %	n
1, Yes	100	45
Total	100	45

HHCHNUM /^\

How many children (age 17 or younger) live in your household on a permanent basis?

Response	Weighted %	n
0	74	2572
1	11	479
2	10	496
3	3	162
4	< 1	37
5	< 1	11
6	< 1	3
7	< 1	4
8	< 1	3
Total	100	3767

RESPGENDER

What is your gender?

Response	Weighted %	n
Skipped Question	< 1	5
1, Male	45	1537
2, Female	54	2110
3, Non-binary	< 1	15
		3
Total	100	3670

RESPGEND_OTXT

What is your gender? Something else, please specify

2 responses

RESPAGE

Response	Weighted %	n
Skipped Question	1	41
1, 22-30	12	187
2, 31-40	15	545
3, 41-54	18	839
4, 55-64	25	747
5, 65-74	17	788

6, 75+	11	445
Total	100	3592

RESPEDU

What is the highest level of schooling you have completed?

Response	Weighted %	n
Skipped Question	< 1	12
1, Currently enrolled in high school	< 1	1
2, High school diploma or less	16	187
3, Associate or technical degree	15	151
4, Bachelor's degree	31	1264
5, Graduate or professional degree	35	2036
6, Other	1	20
Total	100	3671

RESPEDU_OTXT

What is the highest level of schooling you have completed? Other

77 responses

HISPRES

Are you of Hispanic, Latino, or Spanish origin, such as Argentinian, Cuban, Mexican, or Puerto Rican?

Response	Weighted %	n
Skipped Question	< 1	3
0, No	95	710
1, Yes	5	27
Total	100	740

HISPHH /\

Are you or anyone in your household of Hispanic, Latino, or Spanish origin, such as Argentinian, Cuban, Mexican, or Puerto Rican?

Response	Weighted %	n

Skipped Question	1	23
1, Yes, you	3	91
2, Yes, someone else	8	184
3, Yes, both you and someone else	2	64
4, No	86	2663
Total	100	3025

RESPRACEWHITE

What is your race? White

Response	Weighted %	n
Skipped Question	1	41
0, Not selected	8	286
1, Selected	91	3325
Total	100	3652

RESPRACEBLACK

What is your race? Black or African American

Response	Weighted %	n
Skipped Question	1	41
0, Not selected	97	3585
1, Selected	1	26
Total	100	3652

RESPRACEASIAN

What is your race? Asian or Asian American

Response	Weighted %	n
Skipped Question	1	41
0, Not selected	97	3566
1, Selected	2	45
Total	100	3652

RESPRACEAIAN

What is your race? American Indian or Alaska Native

Response	Weighted %	n
Skipped Question	1	41
0, Not selected	98	3590
1, Selected	< 1	21
Total	100	3652

RESPRACENHPI

What is your race? Native Hawaiian or other Pacific Islander

Response	Weighted %	n
Skipped Question	1	41
0, Not selected	98	3604
1, Selected	< 1	7
Total	100	3652

RESPRACEOTH

What is your race? Some other race or origin

Response	Weighted %	n
Skipped Question	1	41
0, Not selected	89	3306
1, Selected	9	305
Total	100	3652

RESPRACEOTH_OTXT

What is your race? Some other race or origin

249 responses

HHRACESAME

Does every other person in your household identify with the same racial groups that you do?

Response	Weighted %	n
Skipped Question	< 1	16
0, No	23	431
1, Yes	77	2478
Total	100	2925

POCRESP

Do you identify as a person of color?

Response	Weighted %	n
Skipped Question	2	6
0, No	93	694
1, Yes	5	40
Total	100	740

POCHH

Do you or anyone in your household identify as a person of color?

Response	Weighted %	n
Skipped Question	< 1	20
1, Yes, you	2	46
2, Yes, someone else	11	201
3, Yes, both you and someone else	4	82
4, No	83	2577
Total	100	2926

RESPBORN

Where were you born?

Response	Weighted %	n
Skipped Question	< 1	7
1, Los Angeles area	35	1172
2, California other than Los Angeles	5	195
3, United States, other than California	39	1565

4, Israel	3	107
5, Russia or former Soviet Union	7	127
6, Iran	4	216
7, Latin America	1	53
8, Other country	4	226
Total	100	3668

RESPBORN_OTXT

Where were you born? Other country (please specify)

204 responses

RESPMARITAL

What is your current marital status?

Response	Weighted %	n
Skipped Question	< 1	19
1, Married	60	2343
2, Living with partner	10	157
3, Single - never married	17	549
4, Divorced	7	342
5, Separated	1	47
6, Widowed	4	214
Total	100	3671

RESPPARJ

When you were growing up, did any parent or guardian consider themselves to be Jewish?

Response	Weighted %	n
Skipped Question	< 1	9
0, No	4	166
1, Yes	96	3496
Total	100	3671

RESPRSD

In what religion were you raised, if any? Jewish

Response	Weighted %	n
Skipped Question	< 1	13
1, Jewish	73	3199
2, Jewish and another religion	6	108
3, Other religion	7	177
4, No religion	13	174
Total	100	3671

RESPRSD_JOTH

In what religion were you raised, if any? Jewish and another religion

80 responses

RESPRSD_OROTH

In what religion were you raised, if any? Other religion

145 responses

RESPRSDIF

Were you raised in an interfaith household?

Response	Weighted %	n
Skipped Question	< 1	3
0, No	86	3204
1, Yes	14	283
Total	100	3490

RESPCONV

Did you have a formal conversion to Judaism, with a rabbi of any denomination?

Response	Weighted %	n
Skipped Question	6	7
0, No	1	1
1, Yes	93	155
2, In the process of conversion	0	0
3, Did not need to convert	0	0

Total	100	163
-------	-----	-----

RESPDENOM

With which denomination of Judaism do you currently identify, if any?

Response	Weighted %	n
Skipped Question	1	16
1, Orthodox	6	317
2, Conservative	15	1037
3, Reform	24	1127
4, Reconstructionist	2	67
5, Renewal	< 1	27
6, Humanist	< 1	20
7, Secular/culturally Jewish	21	409
8, Other/unknown	2	87
9, Just Jewish, no particular denomination	29	561
Total	100	3668

RESPDENOM_OTXT

With which denomination of Judaism do you currently identify, if any? Other

82 responses

RESPORTH

Regardless of your synagogue affiliation, which of the following categories best describes your approach to Judaism? Would you say you are...

Response	Weighted %	n
1, Modern Orthodox	54	203
2, Yeshivish/Litvish	24	44
3, Chasidic	< 1	5
4, Chabad	11	39
5, Other	11	26
Total	100	317

RESPORTH_OTXT

Regardless of your synagogue affiliation, which of the following categories best describes your approach to Judaism? Would you say you are... Other

22 responses

RESPJEDPT

When growing up, did you ever attend any of the following? Jewish part-time school, like Hebrew School, Religious School, or Sunday School

Response	Weighted %	n
Skipped Question	< 1	7
0, Not selected	44	1130
1, Selected	56	2370
Total	100	3507

RESPJEDFT

When growing up, did you ever attend any of the following? Jewish day school or yeshiva

Response	Weighted %	n
Skipped Question	< 1	7
0, Not selected	84	2796
1, Selected	16	704
Total	100	3507

RESPJEDCMP

When growing up, did you ever attend any of the following? Jewish overnight camp

Response	Weighted %	n
Skipped Question	< 1	7
0, Not selected	71	2141
1, Selected	29	1359
Total	100	3507

RESPJEDNONE

When growing up, did you ever attend any of the following? None of these

Response	Weighted %	n
Skipped Question	< 1	7
0, Not selected	68	2880
1, Selected	31	620
Total	100	3507

HHADRLT2 /\

What is your relationship with this adult?

Response	Weighted %	n
Skipped Question	< 1	13
1, My spouse	69	2401
2, My significant other, partner or fiancé/e	12	168
3, My adult child or stepchild	6	112
4, My parent, step-parent, or parent-in-law	3	103
5, My daughter- or son-in-law	< 1	9
6, My sibling	2	32
7, My roommate/housemate	5	76
8, Other relative	1	23
9, Other non-relative	2	28
Total	100	2965

HHADRLT3 /\

What is your relationship with this adult?

Response	Weighted %	n
Skipped Question	5	25
3, My adult child or stepchild	61	595
4, My parent, step-parent, or parent-in-law	11	128
5, My daughter- or son-in-law	5	43
6, My sibling	4	27
7, My roommate/housemate	7	40
8, Other relative	4	23
9, Other non-relative	3	25
Total	100	906

HHADRLT4 /\

What is your relationship with this adult?

Response	Weighted %	n
Skipped Question	13	22
3, My adult child or stepchild	50	250
4, My parent, step-parent, or parent-in-law	10	41
5, My daughter- or son-in-law	6	21
6, My sibling	4	30
7, My roommate/housemate	7	16
8, Other relative	8	10
9, Other non-relative	1	7
Total	100	397

HHADRLT5 /\

What is your relationship with this adult?

Response	Weighted %	n
Skipped Question	53	10
3, My adult child or stepchild	27	43
4, My parent, step-parent, or parent-in-law	10	11
5, My daughter- or son-in-law	< 1	4
6, My sibling	< 1	4
7, My roommate/housemate	5	1
8, Other relative	3	3
9, Other relative	1	3
Total	100	79

HHADGEN2 /\

What is this adult's gender?

Response	Weighted %	n
Skipped Question	1	28
1, Male	53	1624
2, Female	45	1300
3, Non-binary	< 1	10
4, Something else	< 1	3

Total	100	2965
-------	-----	------

HHADGEN3 /\

What is this adult's gender?

Response	Weighted %	n
Skipped Question	5	25
1, Male	46	408
2, Female	47	469
3, Non-binary	1	4
Total	100	906

HHADGEN4 /\

What is this adult's gender?

Response	Weighted %	n
Skipped Question	14	23
1, Male	46	197
2, Female	39	172
3, Non-binary	< 1	4
4, Something else	< 1	1
Total	100	397

HHADGEN5 /\

What is this adult's gender?

Response	Weighted %	n
Skipped Question	41	9
1, Male	17	31
2, Female	42	38
3, Non-binary	< 1	1
Total	100	79

HHADAGE2 /\

What is this adult's age?

Response	Weighted %	n
Skipped Question	< 1	1
1, 18-30	11	219
2, 31-40	16	447
3, 41-54	24	757
4, 55-64	25	624
5, 65-74	14	554
6, 75+	9	279
Total	100	2881

HHADAGE3 /\

What is this adult's age?

Response	Weighted %	n
Skipped Question	< 1	2
1, 18-30	68	611
2, 31-40	12	88
3, 41-54	6	57
4, 55-64	8	52
5, 65-74	3	38
6, 75+	1	26
Total	100	874

HHADAGE4 /\

What is this adult's age?

Response	Weighted %	n
1, 18-30	71	290
2, 31-40	11	28
3, 41-54	3	15
4, 55-64	6	16
5, 65-74	3	12
6, 75+	6	11
Total	100	372

HHADAGE5 /\

What is this adult's age?

Response	Weighted %	n
1, 18-30	70	50
2, 31-40	1	3
3, 41-54	4	3
4, 55-64	18	5
5, 65-74	< 1	2
6, 75+	6	5
Total	100	68

HHADEDU2 /\

What is the highest level of schooling this adult has completed?

Response	Weighted %	n
Skipped Question	2	33
1, Currently enrolled in high school	< 1	3
2, High school diploma or less	14	300
3, Associate or technical degree	10	203
4, Bachelor's degree	39	1026
5, Graduate or professional degree	34	1362
6, Other	2	38
Total	100	2965

HHADEDU3 /\

What is the highest level of schooling this adult has completed?

Response	Weighted %	n
Skipped Question	6	28
1, Currently enrolled in high school	< 1	9
2, High school diploma or less	30	285
3, Associate or technical degree	12	77
4, Bachelor's degree	36	317
5, Graduate or professional degree	10	148
6, Other	5	39

Total	100	903
-------	-----	-----

HHADEDU4 /\

What is the highest level of schooling this adult has completed?

Response	Weighted %	n
Skipped Question	15	24
1, Currently enrolled in high school	2	9
2, High school diploma or less	33	149
3, Associate or technical degree	8	27
4, Bachelor's degree	28	126
5, Graduate or professional degree	10	51
6, Other	5	11
Total	100	397

HHADEDU5 /\

What is the highest level of schooling this adult has completed?

Response	Weighted %	n
Skipped Question	41	9
1, Currently enrolled in high school	1	5
2, High school diploma or less	24	27
3, Associate or technical degree	2	4
4, Bachelor's degree	23	21
5, Graduate or professional degree	4	10
6, Other	5	3
Total	100	79

HHADRELIG2 /\

What is this adult's religion?

Response	Weighted %	n
Skipped Question	< 1	13
1, Jewish	40	2250
2, Protestant	8	122
3, Roman Catholic	9	118

4, Mormon	< 1	5
6, Muslim	< 1	2
7, Buddhist	< 1	3
8, Hindu	< 1	15
9, Atheist	7	2
10, Agnostic	4	69
11, Multiple religions	3	44
12, Something else	5	29
20, Nothing in particular	23	60
		232
Total	100	2964

HHADRELIG3 /\^

What is this adult's religion?

Response	Weighted %	n
Skipped Question	3	14
1, Jewish	39	714
2, Protestant	6	17
3, Roman Catholic	4	26
5, Jehovah's Witness	< 1	1
6, Protestant	< 1	1
7, Buddhist	< 1	2
9, Atheist	10	27
10, Agnostic	5	10
11, Multiple religions	5	13
12, Something else	7	22
20, Nothing in particular	22	59
Total	100	906

HHADRELIG4 /\^

What is this adult's religion?

Response	Weighted %	n
Skipped Question	9	14
1, Jewish	32	310
2, Protestant	3	8
3, Roman catholic	4	10
9, Atheist	16	11
10, Agnostic	4	4

11, Multiple religions	2	3
12, Something else	5	6
20, Nothing in particular	26	26
Total	100	392

HHADRELIG5 /^\

What is this adult's religion?

Response	Weighted %	n
Skipped Question	22	4
1, Jewish	29	65
2, Protestant	12	1
3, Roman Catholic	8	1
10, Agnostic	< 1	2
11, Multiple religions	16	1
12, Something else	2	1
20, Nothing in particular	11	3
Total	100	78

HHADRELIG2_OROTH /^\

What is this adult's religion? Something else

51 responses

HHADRELIG3_OROTH /^\

What is this adult's religion? Something else

21 responses

HHADRELIG4_OROTH /^\

What is this adult's religion? Something else

5 responses

HHADRELIG5_OROTH /^\

What is this adult's religion? Something else

1 response

HHADRELMJEWISH2 /\^

What religions does this adult identify with? Jewish

Response	Weighted %	n
0, Not selected	29	6
1, Selected	71	23
Total	100	29

HHADRELMPROTESTANT2 /\^

What religions does this adult identify with? Protestant

Response	Weighted %	n
0, Not selected	69	22
1, Selected	31	7
Total	100	29

HHADRELMCATHOLIC2 /\^

What religions does this adult identify with? Roman Catholic

Response	Weighted %	n
0, Not selected	76	21
1, Selected	24	8
Total	100	29

HHADRELMMORMON2 /\^

What religions does this adult identify with? Mormon

Response	Weighted %	n
0, Not selected	100	29
Total	100	29

HHADRELMJEHOVAHWIT2 /\^

What religions does this adult identify with? Jehovah's Witness

Response	Weighted %	n
0, Not selected	100	29
Total	100	29

HHADRELMUSLIM2 /\

What religions does this adult identify with? Muslim

Response	Weighted %	n
0, Not selected	100	29
Total	100	29

HHADRELMBUDDHIST2 /\

What religions does this adult identify with? Buddhist

Response	Weighted %	n
0, Not selected	99	27
1, Selected	1	2
Total	100	29

HHADRELMHINDU2 /\

What religions does this adult identify with? Hindu

Response	Weighted %	n
0, Not selected	86	27
1, Selected	14	2
Total	100	29

HHADRELMATHEIST2 /\

What religions does this adult identify with? Atheist

Response	Weighted %	n
0, Not selected	93	26
1, Selected	7	3
Total	100	29

HHADLREMAGNOSTIC2 /\

What religions does this adult identify with? Agnostic

Response	Weighted %	n
0, Not selected	87	26
1, Selected	13	3
Total	100	29

HHADRELMOTH2 /\

What religions does this adult identify with? Something else

Response	Weighted %	n
0, Not selected	69	23
1, Selected	31	6
Total	100	29

HHADRELMJEWISH3 /\

What religions does this adult identify with? Jewish

Response	Weighted %	n
1, Selected	100	13
Total	100	13

HHADRELMPROTESTANT3 /\

What religions does this adult identify with? Protestant

Response	Weighted %	n
----------	------------	---

0, Not selected	92	11
1, Selected	8	2
Total	100	13

HHADRELMCATHOLIC3 /\

What religions does this adult identify with? Roman Catholic

Response	Weighted %	n
0, Not selected	75	10
1, Selected	25	3
Total	100	13

HHADRELMORMON3 /\

What religions does this adult identify with? Mormon

Response	Weighted %	n
0, Not selected	100	13
Total	100	13

HHADRELMJEHOVAHWIT3 /\

What religions does this adult identify with? Jehovah's Witness

Response	Weighted %	n
0, Not selected	100	13
Total	100	13

HHADRELMMUSLIM3 /\

What religions does this adult identify with? Muslim

Response	Weighted %	n
0, Not selected	100	12

		1
Total	100	13

HHADRELMBUDDHIST3 /\^

What religions does this adult identify with? Buddhist

Response	Weighted %	n
0, Not selected	100	12
		1
Total	100	13

HHADRELMHINDU3 /\^

What religions does this adult identify with? Hindu

Response	Weighted %	n
0, Not selected	96	12
1, Selected	4	1
Total	100	13

HHADRELMATHEIST3 /\^

What religions does this adult identify with? Atheist

Response	Weighted %	n
0, Not selected	100	13
Total	100	13

HHADLREMAGNOSTIC3 /\^

What religions does this adult identify with? Agnostic

Response	Weighted %	n
0, Not selected	76	10
1, Selected	24	3
Total	100	13

HHADRELMOTH3 /\

What religions does this adult identify with? Something else

Response	Weighted %	n
0, Not selected	34	8
1, Selected	66	5
Total	100	13

HHADRELMJEWISH4 /\

What religions does this adult identify with? Jewish

Response	Weighted %	n
1, Selected	100	3
Total	100	3

HHADRELMPROTESTANT4 /\

What religions does this adult identify with? Protestant

Response	Weighted %	n
0, Not selected	43	2
1, Selected	57	1
Total	100	3

HHADRELMCATHOLIC4 /\

What religions does this adult identify with? Roman Catholic

Response	Weighted %	n
0, Not selected	57	1
1, Selected	43	2
Total	100	3

HHADRELMORMON4 /^\

What religions does this adult identify with? Mormon

Response	Weighted %	n
0, Not selected	100	3
Total	100	3

HHADRELMJEHOVAHWIT4 /^\

What religions does this adult identify with? Jehovah's Witness

Response	Weighted %	n
0, Not selected	100	3
Total	100	3

HHADRELMMUSLIM4 /^\

What religions does this adult identify with? Muslim

Response	Weighted %	n
0, Not selected	100	3
Total	100	3

HHADRELMBUDDHIST4 /^\

What religions does this adult identify with? Buddhist

Response	Weighted %	n
0, Not selected	100	3
Total	100	3

HHADRELMHINDU4 /^\

What religions does this adult identify with? Hindu

Response	Weighted %	n
0, Not selected	100	3
Total	100	3

HHADRELMATHEIST4 /\^

What religions does this adult identify with? Atheist

Response	Weighted %	n
0, Not selected	100	3
Total	100	3

HHADLREMAGNOSTIC4 /\^

What religions does this adult identify with? Agnostic

Response	Weighted %	n
0, Not selected	100	3
Total	100	3

HHADRELMOTH4 /\^

What religions does this adult identify with? Something else

Response	Weighted %	n
0, Not selected	100	3
Total	100	3

HHADRELMJEWISH5 /\^

What religions does this adult identify with? Jewish

Response	Weighted %	n
1, Selected	100	1

Total	100	1
-------	-----	---

HHADRELMPROTESTANT5 /\

What religions does this adult identify with? Protestant

Response	Weighted %	n
1, Selected	100	1
Total	100	1

HHADRELMCATHOLIC5 /\

What religions does this adult identify with? Roman Catholic

Response	Weighted %	n
0, Not selected	100	1
Total	100	1

HHADRELMMORMON5 /\

What religions does this adult identify with? Mormon

Response	Weighted %	n
0, Not selected	100	1
Total	100	1

HHADRELMJEHOVAHWIT5 /\

What religions does this adult identify with? Jehovah's Witness

Response	Weighted %	n
0, Not selected	100	1
Total	100	1

HHADRELMMUSLIM5 /\

What religions does this adult identify with? Muslim

Response	Weighted %	n
0, Not selected	100	1
Total	100	1

HHADRELMBUDDHIST5 /^

What religions does this adult identify with? Buddhist

Response	Weighted %	n
0, Not selected	100	1
Total	100	1

HHADRELMHINDU5 /^

What religions does this adult identify with? Hindu

Response	Weighted %	n
0, Not selected	100	1
Total	100	1

HHADRELMATHEIST5 /^

What religions does this adult identify with? Atheist

Response	Weighted %	n
0, Not selected	100	1
Total	100	1

HHADLREMAGNOSTIC5 /^

What religions does this adult identify with? Agnostic

Response	Weighted %	n

0, Not selected	100	1
Total	100	1

HHADRELMOTH5 /\

What religions does this adult identify with? Something else

Response	Weighted %	n
0, Not selected	100	1
Total	100	1

HHADRELMOTH2_OTXT /\

What religions does this adult identify with? Something else

4 responses

HHADRELMOTH3_OTXT /\

What religions does this adult identify with? Something else

5 responses

HHADCONS2 /\

Aside from religion, does this adult consider themselves Jewish in any way (for example, ethnically, culturally or because of your family's background)?

Response	Weighted %	n
Skipped Question	< 1	8
0, No	68	510
1, Yes	31	173
Total	100	691

HHADCONS3 /\

Aside from religion, does this adult consider themselves Jewish in any way (for example, ethnically, culturally or because of your family's background)?

Response	Weighted %	n

Skipped Question	6	14
0, No	35	97
1, Yes	59	68
Total	100	179

HHADCONS4 /\

Aside from religion, does this adult consider themselves Jewish in any way (for example, ethnically, culturally or because of your family's background)?

Response	Weighted %	n
Skipped Question	13	13
0, No	22	37
1, Yes	65	29
Total	100	79

HHADCONS5 /\

Aside from religion, does this adult consider themselves Jewish in any way (for example, ethnically, culturally or because of your family's background)?

Response	Weighted %	n
Skipped Question	39	4
0, No	57	7
1, Yes	3	1
Total	100	12

HHADPARGJ2 /\

When this adult was growing up, did any parent or guardian consider themselves to be Jewish

Response	Weighted %	n
Skipped Question	< 1	18
0, No	45	717
1, Yes	54	2230
Total	100	2965

HHADPARGJ3 /\

When this adult was growing up, did any parent or guardian consider themselves to be Jewish

Response	Weighted %	n
Skipped Question	4	17
0, No	20	96
1, Yes	77	793
Total	100	906

HHADPARGJ4 /\

When this adult was growing up, did any parent or guardian consider themselves to be Jewish

Response	Weighted %	n
Skipped Question	10	15
0, No	15	42
1, Yes	75	334
Total	100	391

HHADPARGJ5 /\

When this adult was growing up, did any parent or guardian consider themselves to be Jewish

Response	Weighted %	n
Skipped Question	22	4
0, No	34	10
1, Yes	44	64
Total	100	78

HHADRSD2 /\

In what religion was this adult raised, if any? Jewish and another religion

Response	Weighted %	n
Skipped Question	< 1	15

1, Jewish	41	2055
2, Jewish and another religion	3	56
3, Other religion	36	582
4, No religion	15	216
77, Don't know	4	42
Total	100	2966

HHADRSD3 /\

In what religion was this adult raised, if any? Jewish and another religion

Response	Weighted %	n
Skipped Question	3	16
1, Jewish	41	717
2, Jewish and another religion	10	25
3, Other religion	17	77
4, No religion	25	55
77, Don't know	3	16
Total	100	906

HHADRSD4 /\

In what religion was this adult raised, if any? Jewish and another religion

Response	Weighted %	n
Skipped Question	8	13
1, Jewish	37	309
2, Jewish and another religion	8	9
3, Other religion	17	27
4, No religion	26	23
77, Don't know	4	11
Total	100	392

HHADRSD5 /\

In what religion was this adult raised, if any? Jewish and another religion

Response	Weighted %	n

Skipped Question	20	4
1, Jewish	28	63
2, Jewish and another religion	15	2
3, Other religion	21	4
4, No religion	< 1	2
77, Don't know	16	4
Total	100	79

HHADRSD2_JOTH /^\

In what religion was this adult raised, if any? Jewish and another religion

45 responses

HHADRSD3_JOTH /^\

In what religion was this adult raised, if any? Jewish and another religion

23 responses

HHADRSD4_JOTH /^\

In what religion was this adult raised, if any? Jewish and another religion

8 responses

HHADRSD5_JOTH /^\

In what religion was this adult raised, if any? Jewish and another religion

1 response

HHADRSD2_OROTH /^\

In what religion was this adult raised, if any? Other religion

483 responses

HHADRSD3_OROTH /^\

In what religion was this adult raised, if any? Other religion

67 responses

HHADRSD4_OROTH /^\

In what religion was this adult raised, if any? Other religion

23 responses

HHADRSD5_OROTH /\

In what religion was this adult raised, if any? Other religion

4 responses

HHADCONV2 /\

Did this adult have a formal conversion to Judaism, with a rabbi of any denomination?

Response	Weighted %	n
Skipped Question	2	2
0, No	60	75
1, Yes	32	123
2, In the process of conversion	3	5
3, Did not need to convert	3	9
Total	100	214

HHADCONV3 /\

Did this adult have a formal conversion to Judaism, with a rabbi of any denomination?

Response	Weighted %	n
0, No	95	2
1, Yes	5	6
		2
Total	100	10

HHADCONV4 /\

Did this adult have a formal conversion to Judaism, with a rabbi of any denomination?

Response	Weighted %	n
0, No	69	4
1, Yes	31	2
3, Did not need to convert	< 1	1
Total	100	7

HHADCONV5 /\

Did this adult have a formal conversion to Judaism, with a rabbi of any denomination?

Response	Weighted %	n
0, No	98	1
1, Yes	2	1
Total	100	2

HHADDENOM2 /\

With which denomination of Judaism does this adult identify, if any?

Response	Weighted %	n
Skipped Question	< 1	2
1, Orthodox	9	269
2, Conservative	15	711
3, Reform	22	664
4, Reconstructionist	1	29
5, Renewal	< 1	6
6, Humanist	< 1	3
7, Secular/culturally Jewish	15	213
8, Other/unknown	5	79
9, Just Jewish, no particular denomination	33	379
Total	100	2355

HHADDENOM3 /\

With which denomination of Judaism does this adult identify, if any?

Response	Weighted %	n
1, Orthodox	7	90
2, Conservative	9	212
3, Reform	17	192
4, Reconstructionist	< 1	8
5, Renewal	< 1	1
6, Humanist	1	2
7, Secular/culturally Jewish	19	99
8, Other/unknown	10	37
9, Just Jewish, no particular denomination	34	145

Total	100	786
-------	-----	-----

HHADDENOM4 /\

With which denomination of Judaism does this adult identify, if any?

Response	Weighted %	n
1, Orthodox	8	45
2, Conservative	8	89
3, Reform	12	76
4, Reconstructionist	1	2
5, Renewal	< 1	1
6, Humanist	< 1	2
7, Secular/culturally Jewish	19	38
8, Other/unknown	13	19
9, Just Jewish, no particular denomination	37	63
Total	100	336

HHADDENOM5 /\

With which denomination of Judaism does this adult identify, if any?

Response	Weighted %	n
1, Orthodox	12	12
2, Conservative	17	20
3, Reform	14	11
7, Secular/culturally Jewish	6	7
8, Other/unknown	10	4
9, Just Jewish, no particular denomination	40	12
Total	100	66

HHADDENOM2_OTXT /\

With which denomination of Judaism does this adult identify, if any? Other

31 responses

HHADDENOM3_OTXT /\

With which denomination of Judaism does this adult identify, if any? Other

15 responses

HHADDENOM4_OTXT /\

With which denomination of Judaism does this adult identify, if any? Other

5 responses

HHADDENOM5_OTXT /\

With which denomination of Judaism does this adult identify, if any? Other

1 response

HHADHISP2 /\

Is this adult of Hispanic, Latino, or Spanish origin, such as Mexican, Puerto Rican, Cuban, or Argentinian?

Response	Weighted %	n
Skipped Question	< 1	5
0, No	92	2773
1, Yes	7	181
Total	100	2959

HHADHISP3 /\

Is this adult of Hispanic, Latino, or Spanish origin, such as Mexican, Puerto Rican, Cuban, or Argentinian?

Response	Weighted %	n
Skipped Question	< 1	3
0, No	91	831
1, Yes	8	71
Total	100	905

HHADHISP4 /\

Is this adult of Hispanic, Latino, or Spanish origin, such as Mexican, Puerto Rican, Cuban, or Argentinian?

Response	Weighted %	n
Skipped Question	< 1	2
0, No	88	359

1, Yes	11	30
Total	100	391

HHADHISP5 /\

Is this adult of Hispanic, Latino, or Spanish origin, such as Mexican, Puerto Rican, Cuban, or Argentinian?

Response	Weighted %	n
0, No	92	74
1, Yes	8	5
Total	100	79

HHADRACEWHITE2 /\

What is this adult's race? White

Response	Weighted %	n
Skipped Question	2	30
0, Not selected	13	328
1, Selected	86	2584
Total	100	2942

HHADRACEBLACK2 /\

What is this adult's race? Black or African American

Response	Weighted %	n
Skipped Question	2	30
0, Not selected	94	2864
1, Selected	4	48
Total	100	2942

HHADRACEASIAN2 /\

What is this adult's race? Asian or Asian American

Response	Weighted %	n

Skipped Question	2	30
0, Not selected	93	2815
1, Selected	6	97
Total	100	2942

HHADRACEAIAN2 /\^

What is this adult's race? American Indian or Alaska Native

Response	Weighted %	n
Skipped Question	2	30
0, Not selected	98	2897
1, Selected	< 1	15
Total	100	2942

HHADRACENHPI2 /\^

What is this adult's race? Native Hawaiian or other Pacific Islander

Response	Weighted %	n
Skipped Question	2	30
0, Not selected	98	2900
1, Selected	< 1	12
Total	100	2942

HHADRACEOTH2 /\^

What is this adult's race? Other

Response	Weighted %	n
Skipped Question	2	30
0, Not selected	91	2664
1, Selected	8	248
Total	100	2942

HHADRACEWHITE3 /\^

What is this adult's race? White

Response	Weighted %	n
Skipped Question	2	10
0, Not selected	11	107
1, Selected	86	785
Total	100	902

HHADRACEBLACK3 /\

What is this adult's race? Black or African American

Response	Weighted %	n
Skipped Question	2	10
0, Not selected	91	873
1, Selected	7	19
Total	100	902

HHADRACEASIAN3 /\

What is this adult's race? Asian or Asian American

Response	Weighted %	n
Skipped Question	2	10
0, Not selected	96	870
1, Selected	2	22
Total	100	902

HHADRACEAIAN3 /\

What is this adult's race? American Indian or Alaska Native

Response	Weighted %	n
Skipped Question	2	10
0, Not selected	95	880
1, Selected	2	12
Total	100	902

HHADRACENHPI3 /\^

What is this adult's race? Native Hawaiian or other Pacific Islander

Response	Weighted %	n
Skipped Question	2	10
0, Not selected	95	882
1, Selected	3	10
Total	100	902

HHADRACEOTH3 /\^

What is this adult's race? Other

Response	Weighted %	n
Skipped Question	2	10
0, Not selected	89	794
1, Selected	9	98
Total	100	902

HHADRACEWHITE4 /\^

What is this adult's race? White

Response	Weighted %	n
Skipped Question	3	6
0, Not selected	16	52
1, Selected	82	331
Total	100	389

HHADRACEBLACK4 /\^

What is this adult's race? Black or African American

Response	Weighted %	n
Skipped Question	3	6

0, Not selected	91	374
1, Selected	6	9
Total	100	389

HHADRACEASIAN4 /\^

What is this adult's race? Asian or Asian American

Response	Weighted %	n
Skipped Question	3	6
0, Not selected	95	375
1, Selected	3	8
Total	100	389

HHADRACEAIAN4 /\^

What is this adult's race? American Indian or Alaska Native

Response	Weighted %	n
Skipped Question	3	6
0, Not selected	95	377
1, Selected	2	6
Total	100	389

HHADRACENHPI4 /\^

What is this adult's race? Native Hawaiian or other Pacific Islander

Response	Weighted %	n
Skipped Question	3	6
0, Not selected	96	382
1, Selected	1	1
Total	100	389

HHADRACEOTH4 /\^

What is this adult's race? Other

Response	Weighted %	n
Skipped Question	3	6
0, Not selected	83	329
1, Selected	15	54
Total	100	389

HHADRACEWHITE5 /\

What is this adult's race? White

Response	Weighted %	n
Skipped Question	< 1	1
0, Not selected	25	13
1, Selected	74	63
Total	100	77

HHADRACEBLACK5 /\

What is this adult's race? Black or African American

Response	Weighted %	n
Skipped Question	< 1	1
0, Not selected	88	74
1, Selected	12	2
Total	100	77

HHADRACEASIAN5 /\

What is this adult's race? Asian or Asian American

Response	Weighted %	n
Skipped Question	< 1	1
0, Not selected	100	76
Total	100	77

HHADRACEAIAN5 /\

What is this adult's race? American Indian or Alaska Native

Response	Weighted %	n
Skipped Question	< 1	1
0, Not selected	98	75
1, Selected	2	1
Total	100	77

HHADRACENHPI5 /\

What is this adult's race? Native Hawaiian or other Pacific Islander

Response	Weighted %	n
Skipped Question	< 1	1
0, Not selected	100	76
Total	100	77

HHADRACEOTH5 /\

What is this adult's race? Other

Response	Weighted %	n
Skipped Question	< 1	1
0, Not selected	76	61
1, Selected	23	15
Total	100	77

HHADRACEOTH2_OTXT /\

What is this adult's race? Some other race or origin

81 responses

HHADRACEOTH3_OTXT /\

What is this adult's race? Some other race or origin

29 responses

HHADRACEOTH4_OTXT /\^

What is this adult's race? Some other race or origin

12 responses

HHADRACEOTH5_OTXT /\^

What is this adult's race? Some other race or origin

3 responses

HHADPOC2 /\^

Does this adult identify as a person of color?

Response	Weighted %	n
Skipped Question	< 1	11
0, No	88	2738
1, Yes	10	189
77, Don't Know	< 1	18
Total	100	2956

HHADPOC3 /\^

Does this adult identify as a person of color?

Response	Weighted %	n
Skipped Question	1	5
0, No	86	819
1, Yes	11	67
77, Don't Know	2	13
Total	100	904

HHADPOC4 /\^

Does this adult identify as a person of color?

Response	Weighted %	n
Skipped Question	< 1	2
0, No	85	357

1, Yes	13	26
77, Don't Know	< 1	6
Total	100	391

HHADPOC5 /^\

Does this adult identify as a person of color?

Response	Weighted %	n
0, No	90	74
1, Yes	10	5
Total	100	79

HHADHS2 /^\

Is this adult enrolled in high school in the 2021-2022 academic year?

Response	Weighted %	n
0, No	69	17
1, Yes	31	3
Total	100	20

HHADHS3 /^\

Is this adult enrolled in high school in the 2021-2022 academic year?

Response	Weighted %	n
0, No	96	122
1, Yes	4	9
Total	100	131

HHADHS4 /^\

Is this adult enrolled in high school in the 2021-2022 academic year?

Response	Weighted %	n

Skipped Question	7	1
0, No	77	75
1, Yes	16	9
Total	100	85

HHADHS5 /\

Is this adult enrolled in high school in the 2021-2022 academic year?

Response	Weighted %	n
0, No	94	12
1, Yes	6	5
Total	100	17

HHBORN /\

Was anyone in your household born outside of the United States (aside from you)?

Response	Weighted %	n
Skipped Question	< 1	8
0, No	71	2137
1, Yes	28	821
Total	100	2966

HHBORNUSA /\

In which country or countries was anyone in your household born? United States

Response	Weighted %	n
Skipped Question	< 1	5
0, Not selected	87	723
1, Selected	12	93
Total	100	821

HHBORNISR /\

In which country or countries was anyone in your household born? Israel

Response	Weighted %	n
Skipped Question	< 1	5
0, Not selected	87	682
1, Selected	12	134
Total	100	821

HHBORNUS /\

In which country or countries was anyone in your household born? Russia or Former Soviet Union

Response	Weighted %	n
Skipped Question	< 1	5
0, Not selected	74	677
1, Selected	25	139
Total	100	821

HHBORNIRAN /\

In which country or countries was anyone in your household born? Iran

Response	Weighted %	n
Skipped Question	< 1	5
0, Not selected	91	620
1, Selected	9	196
Total	100	821

HHBORNLATAM /\

In which country or countries was anyone in your household born? Latin America (such as Argentina, Cuba, Mexico)

Response	Weighted %	n
Skipped Question	< 1	5
0, Not selected	81	704
1, Selected	18	112
Total	100	821

HHBORNOth /\

In which country or countries was anyone in your household born? Other country

Response	Weighted %	n
Skipped Question	1	5
0, Not selected	63	565
1, Selected	36	251
Total	100	821

HHBORNOth_OTXT /\

In which country or countries was anyone in your household born? Other country

243 responses

HHCHRLT1 /\

What is your relationship with this child?

Response	Weighted %	n
Skipped Question	6	29
1, Your child	87	1109
2, Your stepchild	1	14
3, Your sibling	< 1	13
4, Your grandchild	3	24
5, Other relative	2	7
6, Other non-relative	< 1	2
Total	100	1198

HHCHRLT2 /\

What is your relationship with this child?

Response	Weighted %	n
Skipped Question	9	20
1, Your child	87	668
2, Your stepchild	< 1	9
3, Your sibling	< 1	7

4, Your grandchild	2	10
5, Other relative	< 1	3
Total	100	717

HHCHRLT3 /\

What is your relationship with this child?

Response	Weighted %	n
Skipped Question	16	9
1, Your child	78	202
2, Your stepchild	< 1	1
3, Your sibling	< 1	1
4, Your grandchild	5	6
5, Other relative	< 1	2
Total	100	221

HHCHRLT4 /\

What is your relationship with this child?

Response	Weighted %	n
Skipped Question	10	2
1, Your child	68	52
4, Your grandchild	21	2
5, Other relative	1	2
Total	100	58

HHCHRLT5 /\

What is your relationship with this child?

Response	Weighted %	n
1, Your child	100	21
Total	100	21

HHCHRLT6 /\

What is your relationship with this child?

Response	Weighted %	n
1, Your child	100	10
Total	100	10

HHCHRLT7 /\

What is your relationship with this child?

Response	Weighted %	n
1, Your child	100	7
Total	100	7

HHCHRLT8 /\

What is your relationship with this child?

Response	Weighted %	n
1, Your child	100	3
Total	100	3

HHCHGEN1 /\

What is this child's gender?

Response	Weighted %	n
Skipped Question	7	35
1, Male	44	562
2, Female	48	588
3, Non-binary	1	10
4, Something else	< 1	3
Total	100	1198

HHCHGEN2 /\

What is this child's gender?

Response	Weighted %	n
Skipped Question	11	27
1, Male	49	341
2, Female	39	339
3, Non-binary	1	8
4, Something else	< 1	2
Total	100	717

HHCHGEN3 /\

What is this child's gender?

Response	Weighted %	n
Skipped Question	19	11
1, Male	36	112
2, Female	46	98
Total	100	221

HHCHGEN4 /\

What is this child's gender?

Response	Weighted %	n
Skipped Question	10	2
1, Male	39	27
2, Female	52	29
Total	100	58

HHCHGEN5 /\

What is this child's gender?

Response	Weighted %	n
1, Male	92	14
2, Female	8	7

Total	100	21
-------	-----	----

HHCHGEN6 /\

What is this child's gender?

Response	Weighted %	n
1, Male	92	5
2, Female	8	5
Total	100	10

HHCHGEN7 /\

What is this child's gender?

Response	Weighted %	n
1, Male	63	4
2, Female	37	3
Total	100	7

HHCHGEN8 /\

What is this child's gender?

Response	Weighted %	n
1, Male	70	2
2, Female	30	1
Total	100	3

HHCHAGE1 /\

What is this child's age?

Response	Weighted %	n
Skipped Question	6	35
1, 0-5	25	274
2, 6-12	24	396

3, 13-17	45	493
Total	100	1198

HHCHAGE2 /\

What is this child's age?

Response	Weighted %	n
Skipped Question	10	24
1, 0-5	26	235
2, 6-12	31	285
3, 13-17	34	173
Total	100	717

HHCHAGE3 /\

What is this child's age?

Response	Weighted %	n
Skipped Question	16	9
1, 0-5	29	83
2, 6-12	39	105
3, 13-17	16	24
Total	100	221

HHCHAGE4 /\

What is this child's age?

Response	Weighted %	n
Skipped Question	11	3
1, 0-5	52	24
2, 6-12	23	27
3, 13-17	15	5
Total	100	59

HHCHAGE5 /\

What is this child's age?

Response	Weighted %	n
1, 0-5	77	11
2, 6-12	22	9
3, 13-17	1	1
Total	100	21

HHCHAGE6 /\

What is this child's age?

Response	Weighted %	n
1, 0-5	86	6
2, 6-12	14	4
Total	100	10

HHCHAGE7 /\

What is this child's age?

Response	Weighted %	n
1, 0-5	79	5
2, 6-12	21	2
Total	100	7

HHCHAGE8 /\

What is this child's age?

Response	Weighted %	n
1, 0-5	100	3
Total	100	3

HHCHGRD1 /\

What is this child's grade in 2021-22 school year?

Response	Weighted %	n
Skipped Question	8	38
1, Not yet in kindergarten	20	217
2, Kindergarten-grade 2	8	175
3, Grade 3-5	9	161
4, Grade 6-8	13	165
5, Grade 9-12	36	403
6, Past high school	3	23
7, Not in school	3	16
Total	100	1198

HHCHGRD2 /^\

What is this child's grade in 2021-22 school year?

Response	Weighted %	n
Skipped Question	11	25
1, Not yet in kindergarten	22	181
2, Kindergarten-grade 2	10	126
3, Grade 3-5	15	118
4, Grade 6-8	14	133
5, Grade 9-12	28	125
6, Past high school	< 1	1
7, Not in school	< 1	8
Total	100	717

HHCHGRD3 /^\

What is this child's grade in 2021-22 school year?

Response	Weighted %	n
Skipped Question	16	10
1, Not yet in kindergarten	25	70
2, Kindergarten-grade 2	6	41
3, Grade 3-5	18	40
4, Grade 6-8	23	42
5, Grade 9-12	11	16
6, Past high school	< 1	1

7, Not in school	< 1	1
Total	100	221

HHCHGRD4 /^\

What is this child's grade in 2021-22 school year?

Response	Weighted %	n
Skipped Question	11	3
1, Not yet in kindergarten	39	17
2, Kindergarten-grade 2	26	13
3, Grade 3-5	5	12
4, Grade 6-8	10	10
5, Grade 9-12	7	2
7, Not in school	2	1
Total	100	58

HHCHGRD5 /^\

What is this child's grade in 2021-22 school year?

Response	Weighted %	n
1, Not yet in kindergarten	76	10
2, Kindergarten-grade 2	13	5
3, Grade 3-5	8	4
4, Grade 6-8	2	1
5, Grade 9-12	1	1
Total	100	21

HHCHGRD6 /^\

What is this child's grade in 2021-22 school year?

Response	Weighted %	n
1, Not yet in kindergarten	65	3
2, Kindergarten-grade 2	26	4
3, Grade 3-5	8	3

Total	100	10
-------	-----	----

HHCHGRD7 /\

What is this child's grade in 2021-22 school year?

Response	Weighted %	n
1, Not yet in kindergarten	79	5
2, Kindergarten-grade 2	21	2
Total	100	7

HHCHGRD8 /\

What is this child's grade in 2021-22 school year?

Response	Weighted %	n
1, Not yet in kindergarten	100	3
Total	100	3

HHCHRELIG1 /\

Do you consider this child to be...

Response	Weighted %	n
Skipped Question	5	18
1, Jewish	66	1077
2, Jewish and something else	11	50
3, Something else	4	12
4, None of these	12	33
77, Don't know	3	6
Total	100	1196

HHCHRELIG1_JOTH /\

Do you consider this child to be... Jewish and something else

42 responses

HHCHRELIG1_OROTH /\

Do you consider this child to be... Something else

10 responses

HHCHRELSAME /\

Is that answer the same for all of the children in the household?

Response	Weighted %	n
0, No	4	10
1, Yes	96	694
Total	100	704

HHCHRELIG2 /\

Do you consider this child to be...

Response	Weighted %	n
Skipped Question	6	10
1, Jewish	70	654
2, Jewish and something else	6	22
3, Something else	4	7
4, None of these	12	20
77, Don't know	2	3
Total	100	716

HHCHRELIG2_JOTH /\

Do you consider this child to be... Jewish and something else

0 responses

HHCHRELIG2_OROTH /\

Do you consider this child to be... Something else

1 response

HHCHRELIG3 /\

Do you consider this child to be...

Response	Weighted %	n
Skipped Question	2	2
1, Jewish	72	204
2, Jewish and something else	7	7
4, None of these	13	4
77, Don't know	6	3
Total	100	220

HHCHRELIG3_JOTH /\

Do you consider this child to be... Jewish and something else

1 response

HHCHRELIG4 /\

Do you consider this child to be...

Response	Weighted %	n
Skipped Question	10	1
1, Jewish	62	54
2, Jewish and something else	28	3
Total	100	58

HHCHRELIG4_JOTH /\

Do you consider this child to be... Jewish and something else

1 response

HHCHRELIG5 /\

Do you consider this child to be...

Response	Weighted %	n
1, Jewish	100	21
Total	100	21

HHCHRELIG6 /\

Do you consider this child to be...

Response	Weighted %	n
1, Jewish	100	10
Total	100	10

HHCHRELIG7 /\

Do you consider this child to be...

Response	Weighted %	n
1, Jewish	100	7
Total	100	7

HHCHRELIG8 /\

Do you consider this child to be...

Response	Weighted %	n
1, Jewish	100	3
Total	100	3

HHCHHISP1 /\

Is this child of Hispanic, Latino, or Spanish origin, such as Mexican, Puerto Rican, Cuban, or Argentinian?

Response	Weighted %	n
Skipped Question	< 1	4
0, No	91	1098
1, Yes	8	93
Total	100	1195

HHCHHISP2 /\

Is this child of Hispanic, Latino, or Spanish origin, such as Mexican, Puerto Rican, Cuban, or Argentinian?

Response	Weighted %	n
Skipped Question	< 1	2
0, No	94	670
1, Yes	5	44
Total	100	716

HHCHHISP3 /\

Is this child of Hispanic, Latino, or Spanish origin, such as Mexican, Puerto Rican, Cuban, or Argentinian?

Response	Weighted %	n
Skipped Question	5	1
0, No	95	213
1, Yes	< 1	6
Total	100	220

HHCHHISP4 /\

Is this child of Hispanic, Latino, or Spanish origin, such as Mexican, Puerto Rican, Cuban, or Argentinian?

Response	Weighted %	n
0, No	100	58
Total	100	58

HHCHHISP5 /\

Is this child of Hispanic, Latino, or Spanish origin, such as Mexican, Puerto Rican, Cuban, or Argentinian?

Response	Weighted %	n
0, No	100	21
Total	100	21

HHCHHISP6 /\

Is this child of Hispanic, Latino, or Spanish origin, such as Mexican, Puerto Rican, Cuban, or Argentinian?

Response	Weighted %	n
0, No	100	10
Total	100	10

HHCHHISP7 /\^

Is this child of Hispanic, Latino, or Spanish origin, such as Mexican, Puerto Rican, Cuban, or Argentinian?

Response	Weighted %	n
0, No	100	7
Total	100	7

HHCHHISP8 /\^

Is this child of Hispanic, Latino, or Spanish origin, such as Mexican, Puerto Rican, Cuban, or Argentinian?

Response	Weighted %	n
0, No	100	3
Total	100	3

HHCHRACEWHITE1 /\^

What is this child's race? White

Response	Weighted %	n
Skipped Question	3	15
0, Not selected	11	123
1, Selected	86	1049
Total	100	1187

HHCHRACEBLACK1 /\^

What is this child's race? Black or African American

Response	Weighted %	n

Skipped Question	3	15
0, Not selected	92	1138
1, Selected	5	34
Total	100	1187

HHCHRACEASIAN1 /^\

What is this child's race? Asian or Asian American

Response	Weighted %	n
Skipped Question	3	15
0, Not selected	92	1117
1, Selected	6	55
Total	100	1187

HHCHRACEAIAN1 /^\

What is this child's race? American Indian or Alaska Native

Response	Weighted %	n
Skipped Question	3	15
0, Not selected	95	1156
1, Selected	2	16
Total	100	1187

HHCHRACENHPI1 /^\

What is this child's race? Native Hawaiian or other Pacific Islander

Response	Weighted %	n
Skipped Question	3	15
0, Not selected	97	1169
1, Selected	< 1	3
Total	100	1187

HHCHRACEOTH1 /^\

What is this child's race? Other

Response	Weighted %	n
Skipped Question	3	15
0, Not selected	88	1033
1, Selected	10	139
Total	100	1187

HHCHRACEWHITE2 /\^

What is this child's race? White

Response	Weighted %	n
Skipped Question	3	7
0, Not selected	12	79
1, Selected	85	624
Total	100	710

HHCHRACEBLACK2 /\^

What is this child's race? Black or African American

Response	Weighted %	n
Skipped Question	3	7
0, Not selected	92	683
1, Selected	5	20
Total	100	710

HHCHRACEASIAN2 /\^

What is this child's race? Asian or Asian American

Response	Weighted %	n
Skipped Question	3	7
0, Not selected	93	670
1, Selected	5	33
Total	100	710

HHCHRACEAIAN2 /^\

What is this child's race? American Indian or Alaska Native

Response	Weighted %	n
Skipped Question	3	7
0, Not selected	97	696
1, Selected	< 1	7
Total	100	710

HHCHRACENHPI2 /^\

What is this child's race? Native Hawaiian or other Pacific Islander

Response	Weighted %	n
Skipped Question	3	7
0, Not selected	97	701
1, Selected	< 1	2
Total	100	710

HHCHRACEOTH2 /^\

What is this child's race? Other

Response	Weighted %	n
Skipped Question	3	7
0, Not selected	85	615
1, Selected	12	88
Total	100	710

HHCHRACEWHITE3 /^\

What is this child's race? White

Response	Weighted %	n
Skipped Question	8	2

0, Not selected	16	36
1, Selected	76	181
Total	100	219

HHCHRACEBLACK3 /\

What is this child's race? Black or African American

Response	Weighted %	n
Skipped Question	8	2
0, Not selected	87	213
1, Selected	5	4
Total	100	219

HHCHRACEASIAN3 /\

What is this child's race? Asian or Asian American

Response	Weighted %	n
Skipped Question	8	2
0, Not selected	86	211
1, Selected	6	6
Total	100	219

HHCHRACEAIAN3 /\

What is this child's race? American Indian or Alaska Native

Response	Weighted %	n
Skipped Question	8	2
0, Not selected	89	214
1, Selected	3	3
Total	100	219

HHCHRACENHPI3 /\

What is this child's race? Native Hawaiian or other Pacific Islander

Response	Weighted %	n
Skipped Question	8	2
0, Not selected	92	217
Total	100	219

HHCHRACEOTH3 /\

What is this child's race? Other

Response	Weighted %	n
Skipped Question	8	2
0, Not selected	81	179
1, Selected	11	38
Total	100	219

HHCHRACEWHITE4 /\

What is this child's race? White

Response	Weighted %	n
0, Not selected	12	7
1, Selected	88	50
Total	100	57

HHCHRACEBLACK4 /\

What is this child's race? Black or African American

Response	Weighted %	n
0, Not selected	100	57
Total	100	57

HHCHRACEASIAN4 /\

What is this child's race? Asian or Asian American

Response	Weighted %	n
0, Not selected	88	54
1, Selected	12	3
Total	100	57

HHCHRACEAIAN4 /\^

What is this child's race? American Indian or Alaska Native

Response	Weighted %	n
0, Not selected	100	56
1, Selected	< 1	1
Total	100	57

HHCHRACENHPI4 /\^

What is this child's race? Native Hawaiian or other Pacific Islander

Response	Weighted %	n
0, Not selected	100	57
Total	100	57

HHCHRACEOTH4 /\^

What is this child's race? Other

Response	Weighted %	n
0, Not selected	88	50
1, Selected	12	7
Total	100	57

HHCHRACEWHITE5 /\^

What is this child's race? White

Response	Weighted %	n
----------	------------	---

0, Not selected	7	4
1, Selected	93	16
Total	100	20

HHCHRACEBLACK5 /\

What is this child's race? Black or African American

Response	Weighted %	n
0, Not selected	100	20
Total	100	20

HHCHRACEASIAN5 /\

What is this child's race? Asian or Asian American

Response	Weighted %	n
0, Not selected	100	19
		1
Total	100	20

HHCHRACEAIAN5 /\

What is this child's race? American Indian or Alaska Native

Response	Weighted %	n
0, Not selected	100	20
Total	100	20

HHCHRACENHPI5 /\

What is this child's race? Native Hawaiian or other Pacific Islander

Response	Weighted %	n
0, Not selected	100	20

Total	100	20
-------	-----	----

HHCHRACEOTH5 /\

What is this child's race? Other

Response	Weighted %	n
0, Not selected	93	17
1, Selected	7	3
Total	100	20

HHCHRACEWHITE6 /\

What is this child's race? White

Response	Weighted %	n
0, Not selected	12	3
1, Selected	88	7
Total	100	10

HHCHRACEBLACK6 /\

What is this child's race? Black or African American

Response	Weighted %	n
0, Not selected	100	10
Total	100	10

HHCHRACEASIAN6 /\

What is this child's race? Asian or Asian American

Response	Weighted %	n
0, Not selected	100	10
Total	100	10

HHCHRACEAIAN6 /\

What is this child's race? American Indian or Alaska Native

Response	Weighted %	n
0, Not selected	100	10
Total	100	10

HHCHRACENHPI6 /\

What is this child's race? Native Hawaiian or other Pacific Islander

Response	Weighted %	n
0, Not selected	100	10
Total	100	10

HHCHRACEOTH6 /\

What is this child's race? Other

Response	Weighted %	n
0, Not selected	88	7
1, Selected	12	3
Total	100	10

HHCHRACEWHITE7 /\

What is this child's race? White

Response	Weighted %	n
0, Not selected	31	3
1, Selected	69	4
Total	100	7

HHCHRACEBLACK7 /\

What is this child's race? Black or African American

Response	Weighted %	n
0, Not selected	100	7
Total	100	7

HHCHRACEASIAN7 /^\

What is this child's race? Asian or Asian American

Response	Weighted %	n
0, Not selected	100	7
Total	100	7

HHCHRACEAIAN7 /^\

What is this child's race? American Indian or Alaska Native

Response	Weighted %	n
0, Not selected	100	7
Total	100	7

HHCHRACENHPI7 /^\

What is this child's race? Native Hawaiian or other Pacific Islander

Response	Weighted %	n
0, Not selected	100	7
Total	100	7

HHCHRACEOTH7 /^\

What is this child's race? Other

Response	Weighted %	n
----------	------------	---

0, Not selected	69	4
1, Selected	31	3
Total	100	7

HHCHRACEWHITE8 /\^

What is this child's race? White

Response	Weighted %	n
0, Not selected	70	2
1, Selected	30	1
Total	100	3

HHCHRACEBLACK8 /\^

What is this child's race? Black or African American

Response	Weighted %	n
0, Not selected	100	3
Total	100	3

HHCHRACEASIAN8 /\^

What is this child's race? Asian or Asian American

Response	Weighted %	n
0, Not selected	100	3
Total	100	3

HHCHRACEAIAN8 /\^

What is this child's race? American Indian or Alaska Native

Response	Weighted %	n
0, Not selected	100	3

Total	100	3
-------	-----	---

HHCHRACENHPI8 /\

What is this child's race? Native Hawaiian or other Pacific Islander

Response	Weighted %	n
0, Not selected	100	3
Total	100	3

HHCHRACEOTH8 /\

What is this child's race? Other

Response	Weighted %	n
0, Not selected	30	1
1, Selected	70	2
Total	100	3

HHCHRACEOTH1_OTXT /\

What is this child's race? Some other race or origin

49 responses

HHCHRACEOTH2_OTXT /\

What is this child's race? Some other race or origin

26 responses

HHCHRACEOTH3_OTXT /\

What is this child's race? Some other race or origin

5 responses

HHCHRACEOTH4_OTXT /\

What is this child's race? Some other race or origin

1 response

HHCHPACEOTH5_OTXT /\

What is this child's race? Some other race or origin

1 response

HHCHPOC1 /\

Do you consider this child to be a person of color?

Response	Weighted %	n
Skipped Question	1	9
0, No	88	1080
1, Yes	11	105
Total	100	1194

HHCHPOC2 /\

Do you consider this child to be a person of color?

Response	Weighted %	n
Skipped Question	2	5
0, No	88	657
1, Yes	11	54
Total	100	716

HHCHPOC3 /\

Do you consider this child to be a person of color?

Response	Weighted %	n
Skipped Question	8	3
0, No	83	207
1, Yes	8	10
Total	100	220

HHCHPOC4 /\

Do you consider this child to be a person of color?

Response	Weighted %	n
0, No	88	1
1, Yes	12	55
		2
Total	100	58

HHCHPOC5 /\

Do you consider this child to be a person of color?

Response	Weighted %	n
0, No	100	21
Total	100	21

HHCHPOC6 /\

Do you consider this child to be a person of color?

Response	Weighted %	n
0, No	100	10
Total	100	10

HHCHPOC7 /\

Do you consider this child to be a person of color?

Response	Weighted %	n
0, No	100	7
Total	100	7

HHCHPOC8 /\

Do you consider this child to be a person of color?

Response	Weighted %	n
0, No	100	3

Total	100	3
-------	-----	---

HHCHPT /\^

Do all of the children live in the household full time?

Response	Weighted %	n
Skipped Question	5	21
0, No	8	89
1, Yes	87	1085
Total	100	1195

HHCHBRISJCLERGY /\^

Thinking about when your children were born, did any of the following take place? Jewish naming ceremony led by a rabbi, cantor, or other Jewish clergy

Response	Weighted %	n
Skipped Question	< 1	4
0, Not selected	67	519
1, Selected	32	599
Total	100	1122

HHCHBRISNOJCLERGY /\^

Thinking about when your children were born, did any of the following take place? Jewish naming ceremony not led by Jewish clergy

Response	Weighted %	n
Skipped Question	< 1	4
0, Not selected	96	1062
1, Selected	4	56
Total	100	1122

HHCHBRISBRIS /\^

Thinking about when your children were born, did any of the following take place? Jewish ritual circumcision

Response	Weighted %	n
Skipped Question	< 1	4
0, Not selected	72	645
1, Selected	27	473
Total	100	1122

HHCHBRISNONJEW /^\

Thinking about when your children were born, did any of the following take place? A naming or birth ritual of a faith other than Judaism (e.g., baptism)

Response	Weighted %	n
Skipped Question	< 1	4
0, Not selected	99	1113
1, Selected	< 1	5
Total	100	1122

HHCHBRISMEDICAL /^\

Thinking about when your children were born, did any of the following take place? Medical circumcision (e.g., in a hospital)

Response	Weighted %	n
Skipped Question	< 1	4
0, Not selected	80	1005
1, Selected	19	113
Total	100	1122

HHCHBRISOTH /^\

Thinking about when your children were born, did any of the following take place? Something else

Response	Weighted %	n
Skipped Question	< 1	4

0, Not selected	97	1094
1, Selected	2	24
Total	100	1122

HHCHBRISNONE /\^

Thinking about when your children were born, did any of the following take place? None of these

Response	Weighted %	n
Skipped Question	< 1	4
0, Not selected	68	942
1, Selected	32	176
Total	100	1122

HHCHBRISOTH_OTXT /\^

Thinking about when your children were born, did any of the following take place? Something else

20 responses

LOCYEARS

For how many years have you lived in the Los Angeles area? Please enter 0 if you have lived in the area for less than one year. If you have left and returned, indicate the number of years you have lived in the LA area most recently.

Response	Weighted %	n
Skipped Question	1	21
0, 0-9 years	14	428
1, 10-19 years	10	468
2, 20-29 years	18	589
3, 30-39 years	16	618
4, 40-49 years	13	563
5, 50-59 years	13	435
6, 60-69 years	9	340
7, 70-79 years	4	155
8, 80+ years	1	39
Total	100	3656

LOCLV

Do you have plans to move away from the L.A. area within the next three years?

Response	Weighted %	n
Skipped Question	< 1	14
0, No	64	2651
1, Yes	11	261
77, Not sure	25	744
Total	100	3670

PKJORG1 /\

Is this child enrolled in any of the following preschool or daycare programs for the 2021-2022 school year? Program run by a Jewish organization

Response	Weighted %	n
0, Not selected	85	133
1, Selected	15	82
Total	100	215

PKJORG1 /\

Is this child enrolled in any of the following preschool or daycare programs for the 2021-2022 school year? Program run by a Jewish organization

Response	Weighted %	n
0, Not selected	85	133
1, Selected	15	82
Total	100	215

PKNJORG1 /\

Is this child enrolled in any of the following preschool or daycare programs for the 2021-2022 school year? Program run by a private non-Jewish or secular organization

Response	Weighted %	n

0, Not selected	83	179
1, Selected	17	36
Total	100	215

PKPUBLIC1 /\

Is this child enrolled in any of the following preschool or daycare programs for the 2021-2022 school year? Public preschool or daycare

Response	Weighted %	n
0, Not selected	86	197
1, Selected	14	18
Total	100	215

PKHOME1 /\

Is this child enrolled in any of the following preschool or daycare programs for the 2021-2022 school year? Daycare at a person's home

Response	Weighted %	n
0, Not selected	87	195
1, Selected	13	20
Total	100	215

PKNONE1 /\

Is this child enrolled in any of the following preschool or daycare programs for the 2021-2022 school year? None of these

Response	Weighted %	n
0, Not selected	56	151
1, Selected	44	64
Total	100	215

PKJORG2 /\

Is this child enrolled in any of the following preschool or daycare programs for the 2021-2022 school year? Program run by a Jewish organization

Response	Weighted %	n
0, Not selected	79	97
1, Selected	21	83
Total	100	180

PKNJORG2 / ^

Is this child enrolled in any of the following preschool or daycare programs for the 2021-2022 school year? Program run by a private non-Jewish or secular organization

Response	Weighted %	n
0, Not selected	72	147
1, Selected	28	33
Total	100	180

PKPUBLIC2 / ^

Is this child enrolled in any of the following preschool or daycare programs for the 2021-2022 school year? Public preschool or daycare

Response	Weighted %	n
0, Not selected	93	169
1, Selected	7	11
Total	100	180

PKHOME2 / ^

Is this child enrolled in any of the following preschool or daycare programs for the 2021-2022 school year? Daycare at a person's home

Response	Weighted %	n
0, Not selected	91	161
1, Selected	9	19

Total	100	180
-------	-----	-----

PKNONE2 /\

Is this child enrolled in any of the following preschool or daycare programs for the 2021-2022 school year? None of these

Response	Weighted %	n
0, Not selected	63	138
1, Selected	37	42
Total	100	180

PKJORG3 /\

Is this child enrolled in any of the following preschool or daycare programs for the 2021-2022 school year? Program run by a Jewish organization

Response	Weighted %	n
0, Not selected	86	36
1, Selected	14	33
Total	100	69

PKNJORG3 /\

Is this child enrolled in any of the following preschool or daycare programs for the 2021-2022 school year? Program run by a private non-Jewish or secular organization

Response	Weighted %	n
0, Not selected	68	59
1, Selected	32	10
Total	100	69

PKPUBLIC3 /\

Is this child enrolled in any of the following preschool or daycare programs for the 2021-2022 school year? Public preschool or daycare

Response	Weighted %	n
0, Not selected	86	67
1, Selected	14	2
Total	100	69

PKHOME3 /\

Is this child enrolled in any of the following preschool or daycare programs for the 2021-2022 school year? Daycare at a person's home

Response	Weighted %	n
0, Not selected	98	65
1, Selected	2	4
Total	100	69

PKNONE3 /\

Is this child enrolled in any of the following preschool or daycare programs for the 2021-2022 school year? None of these

Response	Weighted %	n
0, Not selected	63	49
1, Selected	37	20
Total	100	69

PKJORG4 /\

Is this child enrolled in any of the following preschool or daycare programs for the 2021-2022 school year? Program run by a Jewish organization

Response	Weighted %	n
0, Not selected	97	12
1, Selected	3	4
Total	100	16

PKNJORG4 / ^

Is this child enrolled in any of the following preschool or daycare programs for the 2021-2022 school year? Program run by a private non-Jewish or secular organization

Response	Weighted %	n
0, Not selected	51	14
1, Selected	49	2
Total	100	16

PKPUBLIC4 / ^

Is this child enrolled in any of the following preschool or daycare programs for the 2021-2022 school year? Public preschool or daycare

Response	Weighted %	n
0, Not selected	68	15
1, Selected	32	1
Total	100	16

PKHOME4 / ^

Is this child enrolled in any of the following preschool or daycare programs for the 2021-2022 school year? Daycare at a person's home

Response	Weighted %	n
0, Not selected	100	16
Total	100	16

PKNONE4 / ^

Is this child enrolled in any of the following preschool or daycare programs for the 2021-2022 school year? None of these

Response	Weighted %	n
0, Not selected	85	7
1, Selected	15	9

Total	100	16

PKJORG5 /\

Is this child enrolled in any of the following preschool or daycare programs for the 2021-2022 school year? Program run by a Jewish organization

Response	Weighted %	n
0, Not selected	54	5
1, Selected	46	5
Total	100	10

PKNJORG5 /\

Is this child enrolled in any of the following preschool or daycare programs for the 2021-2022 school year? Program run by a private non-Jewish or secular organization

Response	Weighted %	n
0, Not selected	100	10
Total	100	10

PKPUBLIC5 /\

Is this child enrolled in any of the following preschool or daycare programs for the 2021-2022 school year? Public preschool or daycare

Response	Weighted %	n
0, Not selected	100	10
Total	100	10

PKHOME5 /\

Is this child enrolled in any of the following preschool or daycare programs for the 2021-2022 school year? Daycare at a person's home

Response	Weighted %	n

0, Not selected	47	8
1, Selected	53	2
Total	100	10

PKNONE5 /\

Is this child enrolled in any of the following preschool or daycare programs for the 2021-2022 school year? None of these

Response	Weighted %	n
0, Not selected	99	7
1, Selected	1	3
Total	100	10

PKJORG6 /\

Is this child enrolled in any of the following preschool or daycare programs for the 2021-2022 school year? Program run by a Jewish organization

Response	Weighted %	n
0, Not selected	95	2
1, Selected	5	1
Total	100	3

PKNJORG6 /\

Is this child enrolled in any of the following preschool or daycare programs for the 2021-2022 school year? Program run by a private non-Jewish or secular organization

Response	Weighted %	n
0, Not selected	100	3
Total	100	3

PKPUBLIC6 /\

Is this child enrolled in any of the following preschool or daycare programs for the 2021-2022 school year? Public preschool or daycare

Response	Weighted %	n
0, Not selected	100	3
Total	100	3

**PKHOME6 / ^ **

Is this child enrolled in any of the following preschool or daycare programs for the 2021-2022 school year? Daycare at a person's home

Response	Weighted %	n
0, Not selected	100	3
Total	100	3

**PKNONE6 / ^ **

Is this child enrolled in any of the following preschool or daycare programs for the 2021-2022 school year? None of these

Response	Weighted %	n
0, Not selected	5	1
1, Selected	95	2
Total	100	3

**PKJORG7 / ^ **

Is this child enrolled in any of the following preschool or daycare programs for the 2021-2022 school year? Program run by a Jewish organization

Response	Weighted %	n
0, Not selected	23	3
1, Selected	77	2
Total	100	5

PKNJORG7 /^

Is this child enrolled in any of the following preschool or daycare programs for the 2021-2022 school year? Program run by a private non-Jewish or secular organization

Response	Weighted %	n
0, Not selected	100	5
Total	100	5

PKPUBLIC7 /^

Is this child enrolled in any of the following preschool or daycare programs for the 2021-2022 school year? Public preschool or daycare

Response	Weighted %	n
0, Not selected	100	5
Total	100	5

PKHOME7 /^

Is this child enrolled in any of the following preschool or daycare programs for the 2021-2022 school year? Daycare at a person's home

Response	Weighted %	n
0, Not selected	100	5
Total	100	5

PKNONE7 /^

Is this child enrolled in any of the following preschool or daycare programs for the 2021-2022 school year? None of these

Response	Weighted %	n
0, Not selected	77	2
1, Selected	23	3
Total	100	5

PKJORG8 /^

Is this child enrolled in any of the following preschool or daycare programs for the 2021-2022 school year? Program run by a Jewish organization

Response	Weighted %	n
0, Not selected	100	3
Total	100	3

PKNJORG8 /^

Is this child enrolled in any of the following preschool or daycare programs for the 2021-2022 school year? Program run by a private non-Jewish or secular organization

Response	Weighted %	n
0, Not selected	100	3
Total	100	3

PKPUBLIC8 /^

Is this child enrolled in any of the following preschool or daycare programs for the 2021-2022 school year? Public preschool or daycare

Response	Weighted %	n
0, Not selected	100	3
Total	100	3

PKHOMES8 /^

Is this child enrolled in any of the following preschool or daycare programs for the 2021-2022 school year? Daycare at a person's home

Response	Weighted %	n
0, Not selected	100	3

Total	100	3
-------	-----	---

PKNONE8 /\

Is this child enrolled in any of the following preschool or daycare programs for the 2021-2022 school year? None of these

Response	Weighted %	n
1, Selected	100	3
Total	100	3

PKEVER1 /\

Has this child ever attended a Jewish preschool or daycare program?

Response	Weighted %	n
0, No	96	114
1, Yes	4	19
Total	100	133

PKEVER2 /\

Has this child ever attended a Jewish preschool or daycare program?

Response	Weighted %	n
0, No	85	74
1, Yes	15	23
Total	100	97

PKEVER3 /\

Has this child ever attended a Jewish preschool or daycare program?

Response	Weighted %	n
0, No	97	32
1, Yes	3	4

Total	100	36
-------	-----	----

PKEVER4 /\

Has this child ever attended a Jewish preschool or daycare program?

Response	Weighted %	n
0, No	100	11
		1
Total	100	12

PKEVER5 /\

Has this child ever attended a Jewish preschool or daycare program?

Response	Weighted %	n
0, No	3	3
1, Yes	97	2
Total	100	5

PKEVER6 /\

Has this child ever attended a Jewish preschool or daycare program?

Response	Weighted %	n
0, No	100	2
Total	100	2

PKEVER7 /\

Has this child ever attended a Jewish preschool or daycare program?

Response	Weighted %	n
0, No	100	3
Total	100	3

PKEVER8 /\

Has this child ever attended a Jewish preschool or daycare program?

Response	Weighted %	n
0, No	100	3
Total	100	3

JEDSCHTYPR

In the academic year 2021-22, what type of school do you attend?

Response	Weighted %	n
2, Full time Jewish day school or yeshiva	100	1
Total	100	1

JEDPTR

In the academic year 2021-22, do you plan to attend any of the following Jewish programs? A Jewish part-time school like a Hebrew School, Religious School, or Hebrew High School

Response	Weighted %	n
0, Not selected	100	1
Total	100	1

JEDTUTR

In the academic year 2021-22, do you plan to attend any of the following Jewish programs? Private classes or tutoring in Hebrew or Jewish subjects

Response	Weighted %	n
1, Selected	100	1
Total	100	1

JEDYGR

In the academic year 2021-22, do you plan to attend any of the following Jewish programs? Activities run by a Jewish youth group or other teen program (e.g., Moving Traditions, LAJTI)

Response	Weighted %	n
0, Not selected	100	1
Total	100	1

JEDOTHR

In the academic year 2021-22, do you plan to attend any of the following Jewish programs? Other Jewish school-year activities

Response	Weighted %	n
1, Selected	100	1
Total	100	1

JEDNONER

In the academic year 2021-22, do you plan to attend any of the following Jewish programs? None of these

Response	Weighted %	n
0, Not selected	100	1
Total	100	1

JEDOTHR_OTXT

In the academic year 2021-22, do you plan to attend any of the following Jewish programs? Other Jewish school-year activities

1 response

JEDJDCR

Which of the following camp programs are you attending in summer 2021? Include participation as a camper or staff member. A Jewish day camp

Response	Weighted %	n
----------	------------	---

0, Not selected	100	1
Total	100	1

JEDJOCR

Which of the following camp programs are you attending in summer 2021? Include participation as a camper or staff member. A Jewish overnight camp

Response	Weighted %	n
0, Not selected	100	1
Total	100	1

JEDNJDCR

Which of the following camp programs are you attending in summer 2021? Include participation as a camper or staff member. A secular or non-Jewish day camp

Response	Weighted %	n
0, Not selected	100	1
Total	100	1

JEDNJO CR

Which of the following camp programs are you attending in summer 2021? Include participation as a camper or staff member. A secular or non-Jewish overnight camp

Response	Weighted %	n
0, Not selected	100	1
Total	100	1

JEDCMPNONER

Which of the following camp programs are you attending in summer 2021? Include participation as a camper or staff member. None of these

Response	Weighted %	n
1, Selected	100	1
Total	100	1

RESPBARBAT

Did you have a bar or bat mitzvah?

Response	Weighted %	n
1, Yes	100	1
Total	100	1

JEDSCHTYPAD2 /^\

In the academic year 2021-22, what type of school does this adult attend?

Response	Weighted %	n
1, Public or charter school	98	2
3, Secular or non-Jewish private school	2	1
Total	100	3

JEDSCHTYPAD3 /^\

In the academic year 2021-22, what type of school does this adult attend?

Response	Weighted %	n
1, Public or charter school	90	6
2, Full time Jewish day school or yeshiva	8	1
3, Secular or non-Jewish private school	2	1
Total	100	8

JEDSCHTYPAD4 /^\

In the academic year 2021-22, what type of school does this adult attend?

Response	Weighted %	n
----------	------------	---

Skipped Question	27	1
1, Public or charter school	59	3
2, Full time Jewish day school or yeshiva	5	2
3, Secular or non-Jewish private school	8	3
Total	100	9

JEDSCHTYPAD5 /^\

In the academic year 2021-22, what type of school does this adult attend?

Response	Weighted %	n
Skipped Question	18	1
1, Public or charter school	82	4
Total	100	5

JEDPTAD2 /^\

In academic year 2021-22, does this adult plan to attend any of the following Jewish programs? A Jewish part-time school like a Hebrew School, Religious School, or Hebrew High School

Response	Weighted %	n
0, Not selected	46	2
1, Selected	54	1
Total	100	3

JEDTUTAD2 /^\

In academic year 2021-22, does this adult plan to attend any of the following Jewish programs? Private classes or tutoring in Hebrew or Jewish subjects

Response	Weighted %	n
0, Not selected	100	3
Total	100	3

JEDYGAD2 /^\

In academic year 2021-22, does this adult plan to attend any of the following Jewish programs? Activities run by a Jewish youth group or other teen program (e.g., Moving Traditions, LAJTI)

Response	Weighted %	n
0, Not selected	100	3
Total	100	3

JEDOTHAD2 /^

In academic year 2021-22, does this adult plan to attend any of the following Jewish programs? Other Jewish school-year activities

Response	Weighted %	n
0, Not selected	100	3
Total	100	3

JEDNONEAD2 /^

In academic year 2021-22, does this adult plan to attend any of the following Jewish programs? None of these

Response	Weighted %	n
0, Not selected	54	1
1, Selected	46	2
Total	100	3

JEDPTAD3 /^

In academic year 2021-22, does this adult plan to attend any of the following Jewish programs? A Jewish part-time school like a Hebrew School, Religious School, or Hebrew High School

Response	Weighted %	n
0, Not selected	100	9
Total	100	9

JEDTUTAD3 /\

In academic year 2021-22, does this adult plan to attend any of the following Jewish programs? Private classes or tutoring in Hebrew or Jewish subjects

Response	Weighted %	n
0, Not selected	64	8
1, Selected	36	1
Total	100	9

JEDYGAD3 /\

In academic year 2021-22, does this adult plan to attend any of the following Jewish programs? Activities run by a Jewish youth group or other teen program (e.g., Moving Traditions, LAJTI)

Response	Weighted %	n
0, Not selected	85	6
1, Selected	15	3
Total	100	9

JEDOTHAD3 /\

In academic year 2021-22, does this adult plan to attend any of the following Jewish programs? Other Jewish school-year activities

Response	Weighted %	n
0, Not selected	85	8
1, Selected	15	1
Total	100	9

JEDNONEAD3 /\

In academic year 2021-22, does this adult plan to attend any of the following Jewish programs? None of these

Response	Weighted %	n
0, Not selected	51	4

1, Selected	49	5
Total	100	9

JEDOTHAD3_OTXT /\

In academic year 2021-22, does this adult plan to attend any of the following Jewish programs? Other Jewish school-year activities

1 response

JEDPTAD4 /\

In academic year 2021-22, does this adult plan to attend any of the following Jewish programs? A Jewish part-time school like a Hebrew School, Religious School, or Hebrew High School

Response	Weighted %	n
Skipped Question	27	1
0, Not selected	73	8
Total	100	9

JEDTUTAD4 /\

In academic year 2021-22, does this adult plan to attend any of the following Jewish programs? Private classes or tutoring in Hebrew or Jewish subjects

Response	Weighted %	n
Skipped Question	27	1
0, Not selected	66	7
1, Selected	6	1
Total	100	9

JEDYGAD4 /\

In academic year 2021-22, does this adult plan to attend any of the following Jewish programs? Activities run by a Jewish youth group or other teen program (e.g., Moving Traditions, LAJTI)

Response	Weighted %	n
Skipped Question	27	1

0, Not selected	67	7
1, Selected	5	1
Total	100	9

JEDOTHAD4 /\

In academic year 2021-22, does this adult plan to attend any of the following Jewish programs? Other Jewish school-year activities

Response	Weighted %	n
Skipped Question	27	1
0, Not selected	72	7
1, Selected	< 1	1
Total	100	9

JEDNONEAD4 /\

In academic year 2021-22, does this adult plan to attend any of the following Jewish programs? None of these

Response	Weighted %	n
Skipped Question	27	1
0, Not selected	11	3
1, Selected	61	5
Total	100	9

JEDOTHAD4_OTXT /\

In academic year 2021-22, does this adult plan to attend any of the following Jewish programs? Other Jewish school-year activities

1 response

JEDPTAD5 /\

In academic year 2021-22, does this adult plan to attend any of the following Jewish programs? A Jewish part-time school like a Hebrew School, Religious School, or Hebrew High School

Response	Weighted %	n

Skipped Question	18	1
0, Not selected	82	4
Total	100	5

JEDTUTAD5 /\

In academic year 2021-22, does this adult plan to attend any of the following Jewish programs? Private classes or tutoring in Hebrew or Jewish subjects

Response	Weighted %	n
Skipped Question	18	1
0, Not selected	82	4
Total	100	5

JEDYGAD5 /\

In academic year 2021-22, does this adult plan to attend any of the following Jewish programs? Activities run by a Jewish youth group or other teen program (e.g., Moving Traditions, LAJTI)

Response	Weighted %	n
Skipped Question	18	1
0, Not selected	82	3
		1
Total	100	5

JEDOTHAD5 /\

In academic year 2021-22, does this adult plan to attend any of the following Jewish programs? Other Jewish school-year activities

Response	Weighted %	n
Skipped Question	18	1
0, Not selected	82	4
Total	100	5

JEDNONEAD5 /\

In academic year 2021-22, does this adult plan to attend any of the following Jewish programs? None of these

Response	Weighted %	n
Skipped Question	18	1
1, Selected	82	1
		3
Total	100	5

JEDEVERAD2 /^

In the past 3 years, did this adult attend any Jewish programs or activities?

Response	Weighted %	n
1, Yes	100	2
Total	100	2

JEDEVERAD3 /^

In the past 3 years, did this adult attend any Jewish programs or activities?

Response	Weighted %	n
0, No	85	2
1, Yes	15	2
Total	100	4

JEDEVERAD4 /^

In the past 3 years, did this adult attend any Jewish programs or activities?

Response	Weighted %	n
0, No	67	2
1, Yes	33	4
Total	100	6

JEDEVERAD5 /^

In the past 3 years, did this adult attend any Jewish programs or activities?

Response	Weighted %	n
Skipped Question	18	1
0, No	69	2
1, Yes	13	1
Total	100	4

JEDJDCAD2 /^

Which of the following camp programs is this adult attending in summer 2021? Include participation as a camper or staff member. A Jewish day camp

Response	Weighted %	n
0, Not selected	100	3
Total	100	3

JEDJOCAD2 /^

Which of the following camp programs is this adult attending in summer 2021? Include participation as a camper or staff member. A Jewish overnight camp

Response	Weighted %	n
0, Not selected	100	3
Total	100	3

JEDNJDCAD2 /^

Which of the following camp programs is this adult attending in summer 2021? Include participation as a camper or staff member. A secular day camp

Response	Weighted %	n
0, Not selected	100	3
Total	100	3

JEDNJOCAD2 /\

Which of the following camp programs is this adult attending in summer 2021? Include participation as a camper or staff member. A secular overnight camp

Response	Weighted %	n
0, Not selected	100	3
Total	100	3

JEDCMPNONEAD2 /\

Which of the following camp programs is this adult attending in summer 2021? Include participation as a camper or staff member. None of these

Response	Weighted %	n
1, Selected	100	3
Total	100	3

JEDJDCAD3 /\

Which of the following camp programs is this adult attending in summer 2021? Include participation as a camper or staff member. A Jewish day camp

Response	Weighted %	n
0, Not selected	100	9
Total	100	9

JEDJOCAD3 /\

Which of the following camp programs is this adult attending in summer 2021? Include participation as a camper or staff member. A Jewish overnight camp

Response	Weighted %	n
0, Not selected	85	7
1, Selected	15	2
Total	100	9

JEDNJDCAD3 /^

Which of the following camp programs is this adult attending in summer 2021? Include participation as a camper or staff member. A secular day camp

Response	Weighted %	n
0, Not selected	64	8
1, Selected	36	1
Total	100	9

JEDNJOCAD3 /^

Which of the following camp programs is this adult attending in summer 2021? Include participation as a camper or staff member. A secular overnight camp

Response	Weighted %	n
0, Not selected	100	9
Total	100	9

JEDCMPNONEAD3 /^

Which of the following camp programs is this adult attending in summer 2021? Include participation as a camper or staff member. None of these

Response	Weighted %	n
0, Not selected	51	3
1, Selected	49	6
Total	100	9

JEDJDCAD4 /^

Which of the following camp programs is this adult attending in summer 2021? Include participation as a camper or staff member. A Jewish day camp

Response	Weighted %	n

0, Not selected	100	9
Total	100	9

JEDJOCAD4 /\

Which of the following camp programs is this adult attending in summer 2021? Include participation as a camper or staff member. A Jewish overnight camp

Response	Weighted %	n
0, Not selected	67	6
1, Selected	33	3
Total	100	9

JEDNJDCAD4 /\

Which of the following camp programs is this adult attending in summer 2021? Include participation as a camper or staff member. A secular day camp

Response	Weighted %	n
0, Not selected	100	9
Total	100	9

JEDNJOCAD4 /\

Which of the following camp programs is this adult attending in summer 2021? Include participation as a camper or staff member. A secular overnight camp

Response	Weighted %	n
0, Not selected	100	9
Total	100	9

JEDCMPNONEAD4 /\

Which of the following camp programs is this adult attending in summer 2021? Include participation as a camper or staff member. None of these

Response	Weighted %	n
0, Not selected	33	3
1, Selected	67	6
Total	100	9

JEDJDCAD5 /\

Which of the following camp programs is this adult attending in summer 2021? Include participation as a camper or staff member. A Jewish day camp

Response	Weighted %	n
Skipped Question	18	1
0, Not selected	82	4
Total	100	5

JEDJOCAD5 /\

Which of the following camp programs is this adult attending in summer 2021? Include participation as a camper or staff member. A Jewish overnight camp

Response	Weighted %	n
Skipped Question	18	1
0, Not selected	82	4
Total	100	5

JEDNJDCAD5 /\

Which of the following camp programs is this adult attending in summer 2021? Include participation as a camper or staff member. A secular day camp

Response	Weighted %	n
Skipped Question	18	1
0, Not selected	82	4
Total	100	5

JEDNJOCAD5 /\

Which of the following camp programs is this adult attending in summer 2021? Include participation as a camper or staff member. A secular overnight camp

Response	Weighted %	n
Skipped Question	18	1
0, Not selected	82	4
Total	100	5

JEDCMPNONEAD5 /\

Which of the following camp programs is this adult attending in summer 2021? Include participation as a camper or staff member. None of these

Response	Weighted %	n
Skipped Question	18	1
1, Selected	82	4
Total	100	5

HHBARBATAD2 /\

Did this adult have a bar or bat mitzvah?

Response	Weighted %	n
0, No	44	1
1, Yes	56	2
Total	100	3

HHBARBATAD3 /\

Did this adult have a bar or bat mitzvah?

Response	Weighted %	n
0, No	35	2
1, Yes	65	7

Total	100	9
-------	-----	---

HHBARBATAD4 /\

Did this adult have a bar or bat mitzvah?

Response	Weighted %	n
0, No	59	3
1, Yes	41	6
Total	100	9

HHBARBATAD5 /\

Did this adult have a bar or bat mitzvah?

Response	Weighted %	n
Skipped Question	18	1
1, Yes	82	1
		3
Total	100	5

JEDSCHTYP1 /\

In the academic year 2021-22, what type of school does this child attend?

Response	Weighted %	n
Skipped Question	1	1
1, Public or charter school	67	532
2, Full time Jewish day school or yeshiva	9	216
3, Secular or non-Jewish private school	22	146
4, Home school	1	7
Total	100	902

JEDSCHTYP2 /\

In the academic year 2021-22, what type of school does this child attend?

Response	Weighted %	n
1, Public or charter school	63	286
2, Full time Jewish day school or yeshiva	11	140
3, Secular or non-Jewish private school	24	66
4, Home school	1	4
Total	100	496

JEDSCHTYP3 /\

In the academic year 2021-22, what type of school does this child attend?

Response	Weighted %	n
1, Public or charter school	59	54
2, Full time Jewish day school or yeshiva	28	73
3, Secular or non-Jewish private school	3	7
4, Home school	10	2
Total	100	136

JEDSCHTYP4 /\

In the academic year 2021-22, what type of school does this child attend?

Response	Weighted %	n
1, Public or charter school	19	10
2, Full time Jewish day school or yeshiva	81	25
4, Home school	< 1	1
Total	100	36

JEDSCHTYP5 /\

In the academic year 2021-22, what type of school does this child attend?

Response	Weighted %	n
2, Full time Jewish day school or yeshiva	100	11
Total	100	11

JEDSCHTYP6 /\

In the academic year 2021-22, what type of school does this child attend?

Response	Weighted %	n
2, Full time Jewish day school or yeshiva	100	7
Total	100	7

JEDSCHTYP7 /\

In the academic year 2021-22, what type of school does this child attend?

Response	Weighted %	n
2, Full time Jewish day school or yeshiva	100	2
Total	100	2

JEDPT1 /\

In academic year 2021-22, does this child plan to attend any of the following Jewish programs? A Jewish part-time school like a Hebrew School, Religious School, or Hebrew High School

Response	Weighted %	n
Skipped Question	< 1	6
0, Not selected	93	675
1, Selected	6	219
Total	100	900

JEDTUT1 /\

In academic year 2021-22, does this child plan to attend any of the following Jewish programs? Private classes or tutoring in Hebrew or Jewish subjects

Response	Weighted %	n
Skipped Question	< 1	6
0, Not selected	91	780
1, Selected	9	114

Total	100	900
-------	-----	-----

JEDYG1 /\

In academic year 2021-22, does this child plan to attend any of the following Jewish programs? Activities run by a Jewish youth group or other teen program (e.g., Moving Traditions, LAJI)

Response	Weighted %	n
Skipped Question	< 1	6
0, Not selected	79	654
1, Selected	20	240
Total	100	900

JEDOTH1 /\

In academic year 2021-22, does this child plan to attend any of the following Jewish programs? Other Jewish school-year activities

Response	Weighted %	n
Skipped Question	< 1	6
0, Not selected	94	775
1, Selected	5	119
Total	100	900

JEDNONE1 /\

In academic year 2021-22, does this child plan to attend any of the following Jewish programs? None of these

Response	Weighted %	n
Skipped Question	< 1	6
0, Not selected	33	531
1, Selected	67	363
Total	100	900

JEDOTH1_OTXT /\

In academic year 2021-22, does this child plan to attend any of the following Jewish programs? Other Jewish school-year activities

89 responses

JEDPT2 /^

In academic year 2021-22, does this child plan to attend any of the following Jewish programs? A Jewish part-time school like a Hebrew School, Religious School, or Hebrew High School

Response	Weighted %	n
Skipped Question	3	8
0, Not selected	90	331
1, Selected	7	157
Total	100	496

JEDTUT2 /^

In academic year 2021-22, does this child plan to attend any of the following Jewish programs? Private classes or tutoring in Hebrew or Jewish subjects

Response	Weighted %	n
Skipped Question	3	8
0, Not selected	87	403
1, Selected	10	85
Total	100	496

JEDYG2 /^

In academic year 2021-22, does this child plan to attend any of the following Jewish programs? Activities run by a Jewish youth group or other teen program (e.g., Moving Traditions, LAJTI)

Response	Weighted %	n
Skipped Question	3	8
0, Not selected	85	383
1, Selected	12	105
Total	100	496

JEDOTH2 /\

In academic year 2021-22, does this child plan to attend any of the following Jewish programs? Other Jewish school-year activities

Response	Weighted %	n
Skipped Question	3	8
0, Not selected	93	440
1, Selected	5	48
Total	100	496

JEDNONE2 /\

In academic year 2021-22, does this child plan to attend any of the following Jewish programs? None of these

Response	Weighted %	n
Skipped Question	3	8
0, Not selected	27	297
1, Selected	70	191
Total	100	496

JEDOTH2_OTXT /\

In academic year 2021-22, does this child plan to attend any of the following Jewish programs? Other Jewish school-year activities

36 responses

JEDPT3 /\

In academic year 2021-22, does this child plan to attend any of the following Jewish programs? A Jewish part-time school like a Hebrew School, Religious School, or Hebrew High School

Response	Weighted %	n
Skipped Question	5	1
0, Not selected	89	107
1, Selected	6	28
Total	100	136

JEDTUT3 /\

In academic year 2021-22, does this child plan to attend any of the following Jewish programs? Private classes or tutoring in Hebrew or Jewish subjects

Response	Weighted %	n
Skipped Question	5	1
0, Not selected	77	107
1, Selected	18	28
Total	100	136

JEDYG3 /\

In academic year 2021-22, does this child plan to attend any of the following Jewish programs? Activities run by a Jewish youth group or other teen program (e.g., Moving Traditions, LAJTI)

Response	Weighted %	n
Skipped Question	5	1
0, Not selected	87	104
1, Selected	9	31
Total	100	136

JEDOTH3 /\

In academic year 2021-22, does this child plan to attend any of the following Jewish programs? Other Jewish school-year activities

Response	Weighted %	n
Skipped Question	5	1
0, Not selected	90	124
1, Selected	6	11
Total	100	136

JEDNONE3 /\

In academic year 2021-22, does this child plan to attend any of the following Jewish programs? None of these

Response	Weighted %	n
Skipped Question	5	1
0, Not selected	33	73
1, Selected	63	62
Total	100	136

JEDOTH3_OTXT /^

In academic year 2021-22, does this child plan to attend any of the following Jewish programs? Other Jewish school-year activities

9 responses

JEDPT4 /^

In academic year 2021-22, does this child plan to attend any of the following Jewish programs? A Jewish part-time school like a Hebrew School, Religious School, or Hebrew High School

Response	Weighted %	n
Skipped Question	24	2
0, Not selected	76	29
1, Selected	< 1	4
Total	100	35

JEDTUT4 /^

In academic year 2021-22, does this child plan to attend any of the following Jewish programs? Private classes or tutoring in Hebrew or Jewish subjects

Response	Weighted %	n
Skipped Question	24	2
0, Not selected	53	25
1, Selected	23	8
Total	100	35

JEDYG4 /\

In academic year 2021-22, does this child plan to attend any of the following Jewish programs? Activities run by a Jewish youth group or other teen program (e.g., Moving Traditions, LAJTI)

Response	Weighted %	n
Skipped Question	24	2
0, Not selected	55	24
1, Selected	21	9
Total	100	35

JEDOTH4 /\

In academic year 2021-22, does this child plan to attend any of the following Jewish programs? Other Jewish school-year activities

Response	Weighted %	n
Skipped Question	24	2
0, Not selected	58	31
1, Selected	18	2
Total	100	35

JEDNONE4 /\

In academic year 2021-22, does this child plan to attend any of the following Jewish programs? None of these

Response	Weighted %	n
Skipped Question	24	2
0, Not selected	42	18
1, Selected	34	15
Total	100	35

JEDOTH4_OTXT /\

In academic year 2021-22, does this child plan to attend any of the following Jewish programs? Other Jewish school-year activities

1 response

JEDPT5 /\

In academic year 2021-22, does this child plan to attend any of the following Jewish programs? A Jewish part-time school like a Hebrew School, Religious School, or Hebrew High School

Response	Weighted %	n
0, Not selected	100	11
Total	100	11

JEDTUT5 /\

In academic year 2021-22, does this child plan to attend any of the following Jewish programs? Private classes or tutoring in Hebrew or Jewish subjects

Response	Weighted %	n
0, Not selected	47	10
1, Selected	53	1
Total	100	11

JEDYG5 /\

In academic year 2021-22, does this child plan to attend any of the following Jewish programs? Activities run by a Jewish youth group or other teen program (e.g., Moving Traditions, LAJTI)

Response	Weighted %	n
0, Not selected	86	7
1, Selected	14	4
Total	100	11

JEDOTH5 /\

In academic year 2021-22, does this child plan to attend any of the following Jewish programs? Other Jewish school-year activities

Response	Weighted %	n
----------	------------	---

0, Not selected	100	11
Total	100	11

JEDNONE5 /\

In academic year 2021-22, does this child plan to attend any of the following Jewish programs? None of these

Response	Weighted %	n
0, Not selected	67	5
1, Selected	33	6
Total	100	11

JEDPT6 /\

In academic year 2021-22, does this child plan to attend any of the following Jewish programs? A Jewish part-time school like a Hebrew School, Religious School, or Hebrew High School

Response	Weighted %	n
0, Not selected	100	7
Total	100	7

JEDTUT6 /\

In academic year 2021-22, does this child plan to attend any of the following Jewish programs? Private classes or tutoring in Hebrew or Jewish subjects

Response	Weighted %	n
0, Not selected	43	6
1, Selected	57	1
Total	100	7

JEDYG6 /\

In academic year 2021-22, does this child plan to attend any of the following Jewish programs? Activities run by a Jewish youth group or other teen program (e.g., Moving Traditions, LAJTI)

Response	Weighted %	n
0, Not selected	91	5
1, Selected	9	2
Total	100	7

JEDOTH6 /\

In academic year 2021-22, does this child plan to attend any of the following Jewish programs? Other Jewish school-year activities

Response	Weighted %	n
0, Not selected	100	7
Total	100	7

JEDNONE6 /\

In academic year 2021-22, does this child plan to attend any of the following Jewish programs? None of these

Response	Weighted %	n
0, Not selected	66	3
1, Selected	34	4
Total	100	7

JEDPT7 /\

In academic year 2021-22, does this child plan to attend any of the following Jewish programs? A Jewish part-time school like a Hebrew School, Religious School, or Hebrew High School

Response	Weighted %	n
0, Not selected	100	2
Total	100	2

JEDTUT7 /\

In academic year 2021-22, does this child plan to attend any of the following Jewish programs? Private classes or tutoring in Hebrew or Jewish subjects

Response	Weighted %	n
0, Not selected	64	1
1, Selected	36	1
Total	100	2

JEDYG7 /^

In academic year 2021-22, does this child plan to attend any of the following Jewish programs? Activities run by a Jewish youth group or other teen program (e.g., Moving Traditions, LAJTI)

Response	Weighted %	n
0, Not selected	100	2
Total	100	2

JEDOTH7 /^

In academic year 2021-22, does this child plan to attend any of the following Jewish programs? Other Jewish school-year activities

Response	Weighted %	n
0, Not selected	100	2
Total	100	2

JEDNONE7 /^

In academic year 2021-22, does this child plan to attend any of the following Jewish programs? None of these

Response	Weighted %	n
0, Not selected	36	1
1, Selected	64	1
Total	100	2

JEDEVER1 /\

In the past 3 years, did this child attend any Jewish programs or activities?

Response	Weighted %	n
0, No	58	108
1, Yes	42	174
Total	100	282

JEDEVER2 /\

In the past 3 years, did this child attend any Jewish programs or activities?

Response	Weighted %	n
0, No	53	53
1, Yes	47	83
Total	100	136

JEDEVER3 /\

In the past 3 years, did this child attend any Jewish programs or activities?

Response	Weighted %	n
0, No	62	8
1, Yes	38	13
Total	100	21

JEDEVER4 /\

In the past 3 years, did this child attend any Jewish programs or activities?

Response	Weighted %	n
1, Yes	100	3
Total	100	3

JEDJDC1 /\

Which of the following camp programs is this child attending in summer 2021? Include participation as a camper or staff member. A Jewish day camp

Response	Weighted %	n
Skipped Question	< 1	1
0, Not selected	90	726
1, Selected	10	173
Total	100	900

JEDJOC1 /\

Which of the following camp programs is this child attending in summer 2021? Include participation as a camper or staff member. A Jewish overnight camp

Response	Weighted %	n
Skipped Question	< 1	1
0, Not selected	88	667
1, Selected	12	232
Total	100	900

JEDNJDC1 /\

Which of the following camp programs is this child attending in summer 2021? Include participation as a camper or staff member. A secular day camp

Response	Weighted %	n
Skipped Question	< 1	1
0, Not selected	75	668
1, Selected	25	231
Total	100	900

JEDNJOC1 /\

Which of the following camp programs is this child attending in summer 2021? Include participation as a camper or staff member. A secular overnight camp

Response	Weighted %	n

Skipped Question	< 1	1
0, Not selected	94	848
1, Selected	6	51
Total	100	900

JEDCMPNONE1 /\

Which of the following camp programs is this child attending in summer 2021? Include participation as a camper or staff member. None of these

Response	Weighted %	n
Skipped Question	< 1	1
0, Not selected	48	575
1, Selected	52	324
Total	100	900

JEDJDC2 /\

Which of the following camp programs is this child attending in summer 2021? Include participation as a camper or staff member. A Jewish day camp

Response	Weighted %	n
Skipped Question	< 1	2
0, Not selected	91	384
1, Selected	9	109
Total	100	495

JEDJOC2 /\

Which of the following camp programs is this child attending in summer 2021? Include participation as a camper or staff member. A Jewish overnight camp

Response	Weighted %	n
Skipped Question	< 1	2
0, Not selected	84	346
1, Selected	16	147
Total	100	495

JEDNJDC2 /\

Which of the following camp programs is this child attending in summer 2021? Include participation as a camper or staff member. A secular day camp

Response	Weighted %	n
Skipped Question	< 1	2
0, Not selected	78	346
1, Selected	21	147
Total	100	495

JEDNJOC2 /\

Which of the following camp programs is this child attending in summer 2021? Include participation as a camper or staff member. A secular overnight camp

Response	Weighted %	n
Skipped Question	< 1	2
0, Not selected	95	469
1, Selected	5	24
Total	100	495

JEDCMPNONE2 /\

Which of the following camp programs is this child attending in summer 2021? Include participation as a camper or staff member. None of these

Response	Weighted %	n
Skipped Question	< 1	2
0, Not selected	49	358
1, Selected	51	135
Total	100	495

JEDJDC3 /\

Which of the following camp programs is this child attending in summer 2021? Include participation as a camper or staff member. A Jewish day camp

Response	Weighted %	n
0, Not selected	71	87
1, Selected	29	49
Total	100	136

**JEDJOC3 / ^ **

Which of the following camp programs is this child attending in summer 2021? Include participation as a camper or staff member. A Jewish overnight camp

Response	Weighted %	n
0, Not selected	90	103
1, Selected	10	33
Total	100	136

**JEDNJDC3 / ^ **

Which of the following camp programs is this child attending in summer 2021? Include participation as a camper or staff member. A secular day camp

Response	Weighted %	n
0, Not selected	94	109
1, Selected	6	27
Total	100	136

**JEDNJOC3 / ^ **

Which of the following camp programs is this child attending in summer 2021? Include participation as a camper or staff member. A secular overnight camp

Response	Weighted %	n
0, Not selected	91	129
1, Selected	9	7
Total	100	136

Total	100	136
-------	-----	-----

JEDCMPNONE3 /\

Which of the following camp programs is this child attending in summer 2021? Include participation as a camper or staff member. None of these

Response	Weighted %	n
0, Not selected	45	99
1, Selected	55	37
Total	100	136

JEDJDC4 /\

Which of the following camp programs is this child attending in summer 2021? Include participation as a camper or staff member. A Jewish day camp

Response	Weighted %	n
0, Not selected	24	16
1, Selected	76	20
Total	100	36

JEDJOC4 /\

Which of the following camp programs is this child attending in summer 2021? Include participation as a camper or staff member. A Jewish overnight camp

Response	Weighted %	n
0, Not selected	81	28
1, Selected	19	8
Total	100	36

JEDNJDC4 /\

Which of the following camp programs is this child attending in summer 2021? Include participation as a camper or staff member. A secular day camp

Response	Weighted %	n
0, Not selected	97	33
1, Selected	3	3
Total	100	36

JEDNJOC4 /\

Which of the following camp programs is this child attending in summer 2021? Include participation as a camper or staff member. A secular overnight camp

Response	Weighted %	n
0, Not selected	100	35
1, Selected		1
Total	100	36

JEDCMPNONE4 /\

Which of the following camp programs is this child attending in summer 2021? Include participation as a camper or staff member. None of these

Response	Weighted %	n
0, Not selected	80	27
1, Selected	20	9
Total	100	36

JEDJDC5 /\

Which of the following camp programs is this child attending in summer 2021? Include participation as a camper or staff member. A Jewish day camp

Response	Weighted %	n
0, Not selected	20	4
1, Selected	80	7
Total	100	11

JEDJOC5 /\

Which of the following camp programs is this child attending in summer 2021? Include participation as a camper or staff member. A Jewish overnight camp

Response	Weighted %	n
0, Not selected	99	10
1, Selected	< 1	1
Total	100	11

JEDNJDC5 /^

Which of the following camp programs is this child attending in summer 2021? Include participation as a camper or staff member. A secular day camp

Response	Weighted %	n
0, Not selected	100	11
Total	100	11

JEDNJOC5 /^

Which of the following camp programs is this child attending in summer 2021? Include participation as a camper or staff member. A secular overnight camp

Response	Weighted %	n
0, Not selected	100	11
Total	100	11

JEDCMPNONE5 /^

Which of the following camp programs is this child attending in summer 2021? Include participation as a camper or staff member. None of these

Response	Weighted %	n
0, Not selected	81	8
1, Selected	19	3
Total	100	11

JEDJDC6 / ^

Which of the following camp programs is this child attending in summer 2021? Include participation as a camper or staff member. A Jewish day camp

Response	Weighted %	n
0, Not selected	15	2
1, Selected	85	5
Total	100	7

JEDJOC6 / ^

Which of the following camp programs is this child attending in summer 2021? Include participation as a camper or staff member. A Jewish overnight camp

Response	Weighted %	n
0, Not selected	100	7
Total	100	7

JEDNJDC6 / ^

Which of the following camp programs is this child attending in summer 2021? Include participation as a camper or staff member. A secular day camp

Response	Weighted %	n
0, Not selected	100	7
Total	100	7

JEDNJOC6 / ^

Which of the following camp programs is this child attending in summer 2021? Include participation as a camper or staff member. A secular overnight camp

Response	Weighted %	n
0, Not selected	100	7
Total	100	7

JEDCMPNONE6 /^

Which of the following camp programs is this child attending in summer 2021? Include participation as a camper or staff member. None of these

Response	Weighted %	n
0, Not selected	85	5
1, Selected	15	2
Total	100	7

JEDJDC7 /^

Which of the following camp programs is this child attending in summer 2021? Include participation as a camper or staff member. A Jewish day camp

Response	Weighted %	n
0, Not selected	64	1
1, Selected	36	1
Total	100	2

JEDJOC7 /^

Which of the following camp programs is this child attending in summer 2021? Include participation as a camper or staff member. A Jewish overnight camp

Response	Weighted %	n
0, Not selected	100	2
Total	100	2

JEDNJDC7 /^

Which of the following camp programs is this child attending in summer 2021? Include participation as a camper or staff member. A secular day camp

Response	Weighted %	n

0, Not selected	100	2
Total	100	2

JEDNJOC7 /\

Which of the following camp programs is this child attending in summer 2021? Include participation as a camper or staff member. A secular overnight camp

Response	Weighted %	n
0, Not selected	100	2
Total	100	2

JEDCMPNONE7 /\

Which of the following camp programs is this child attending in summer 2021? Include participation as a camper or staff member. None of these

Response	Weighted %	n
0, Not selected	36	1
1, Selected	64	1
Total	100	2

HHCHBARBAT1 /\

Did this child have a bar or bat mitzvah?

Response	Weighted %	n
0, No	46	1
1, Yes	42	91
2, Will have one in the future	13	359
		69
Total	100	520

HHCHBARBAT2 /\

Did this child have a bar or bat mitzvah?

Response	Weighted %	n

0, No	47	33
1, Yes	43	136
2, Will have one in the future	10	37
Total	100	206

HHCHBARBAT3 /\

Did this child have a bar or bat mitzvah?

Response	Weighted %	n
0, No	< 1	1
1, Yes	56	25
2, Will have one in the future	43	9
Total	100	35

HHCHBARBAT4 /\

Did this child have a bar or bat mitzvah?

Response	Weighted %	n
1, Yes	91	6
2, Will have one in the future	9	3
Total	100	9

HHCHBARBAT5 /\

Did this child have a bar or bat mitzvah?

Response	Weighted %	n
1, Yes	38	1
2, Will have one in the future	62	1
Total	100	2

JEDPJLIB /\

Does your household currently receive books from PJ Library?

Response	Weighted %	n
Skipped Question	< 1	1
0, No	67	234
1, Yes	32	566
Total	100	801

JEDPKCONS /\

Have you ever considered sending your children to a Jewish preschool or childcare?

Response	Weighted %	n
0, No	17	23
1, Yes	83	127
Total	100	150

JEDNOPKCOST /\

Which of the following are the primary reasons that your preschool age children are not currently enrolled in a Jewish preschool or childcare program? Cost

Response	Weighted %	n
0, Not selected	68	104
1, Selected	32	62
Total	100	166

JEDNOPKLOC /\

Which of the following are the primary reasons that your preschool age children are not currently enrolled in a Jewish preschool or childcare program? Location or transportation

Response	Weighted %	n
0, Not selected	83	141
1, Selected	17	25
Total	100	166

JEDNOPKINT /\

Which of the following are the primary reasons that your preschool age children are not currently enrolled in a Jewish preschool or childcare program? Lack of interest

Response	Weighted %	n
0, Not selected	95	160
1, Selected	5	6
Total	100	166

JEDNOPKFIT /\

Which of the following are the primary reasons that your preschool age children are not currently enrolled in a Jewish preschool or childcare program? No good fit for the child

Response	Weighted %	n
0, Not selected	96	156
1, Selected	4	10
Total	100	166

JEDNOPKAGE /\

Which of the following are the primary reasons that your preschool age children are not currently enrolled in a Jewish preschool or childcare program? Child not old enough

Response	Weighted %	n
0, Not selected	55	107
1, Selected	45	59
Total	100	166

JEDNOPKHOURS /\

Which of the following are the primary reasons that your preschool age children are not currently enrolled in a Jewish preschool or childcare program? Hours do not work with my schedule

Response	Weighted %	n
0, Not selected	91	147

1, Selected	9	19
Total	100	166

JEDNOPKQUAL /\

Which of the following are the primary reasons that your preschool age children are not currently enrolled in a Jewish preschool or childcare program? Not satisfied with quality

Response	Weighted %	n
0, Not selected	95	148
1, Selected	5	18
Total	100	166

JEDNOPKCOVID /\

Which of the following are the primary reasons that your preschool age children are not currently enrolled in a Jewish preschool or childcare program? Health concerns because of COVID-19

Response	Weighted %	n
0, Not selected	80	122
1, Selected	20	44
Total	100	166

JEDNOPKSPACE /\

Which of the following are the primary reasons that your preschool age children are not currently enrolled in a Jewish preschool or childcare program? No spaces available

Response	Weighted %	n
0, Not selected	82	156
1, Selected	18	10
Total	100	166

JEDNOPKNEEDS /\

Which of the following are the primary reasons that your preschool age children are not currently enrolled in a Jewish preschool or childcare program? Schools could not accommodate special needs

Response	Weighted %	n
0, Not selected	100	163
1, Selected	< 1	3
Total	100	166

JEDNOPKOTH /\

Which of the following are the primary reasons that your preschool age children are not currently enrolled in a Jewish preschool or childcare program? Other

Response	Weighted %	n
0, Not selected	94	148
1, Selected	6	18
Total	100	166

JEDNOPKOTH_OTXT /\

Which of the following are the primary reasons that your preschool age children are not currently enrolled in a Jewish preschool or childcare program? Other

17 responses

JEDDSPAST /\

Have any of your children in K-12 ever been enrolled in a Jewish day school?

Response	Weighted %	n
0, No	80	496
1, Yes	20	159
Total	100	655

JEDDSCONS /\

Have you ever considered sending your children to a Jewish day school?

Response	Weighted %	n
----------	------------	---

Skipped Question	< 1	4
0, No	70	293
1, Yes	29	199
Total	100	496

JEDNODSCOST /\

Which of the following are the primary reasons that your children are not currently enrolled in a Jewish day school? Cost

Response	Weighted %	n
Skipped Question	< 1	6
0, Not selected	49	127
1, Selected	51	191
Total	100	324

JEDNODSLOC /\

Which of the following are the primary reasons that your children are not currently enrolled in a Jewish day school? Location or transportation

Response	Weighted %	n
Skipped Question	< 1	6
0, Not selected	84	269
1, Selected	15	49
Total	100	324

JEDNODSINT /\

Which of the following are the primary reasons that your children are not currently enrolled in a Jewish day school? Lack of interest

Response	Weighted %	n
Skipped Question	< 1	6
0, Not selected	76	278
1, Selected	24	40

Total	100	324
-------	-----	-----

JEDNODSRELFIT /\

Which of the following are the primary reasons that your children are not currently enrolled in a Jewish day school? No good religious fit

Response	Weighted %	n
Skipped Question	< 1	6
0, Not selected	87	282
1, Selected	13	36
Total	100	324

JEDNODSFIT /\

Which of the following are the primary reasons that your children are not currently enrolled in a Jewish day school? No good fit for the child

Response	Weighted %	n
Skipped Question	< 1	6
0, Not selected	85	257
1, Selected	15	61
Total	100	324

JEDNODSHOURS /\

Which of the following are the primary reasons that your children are not currently enrolled in a Jewish day school? Hours do not work with my schedule

Response	Weighted %	n
Skipped Question	< 1	6
0, Not selected	94	302
1, Selected	6	16
Total	100	324

JEDNODSAGE /\

Which of the following are the primary reasons that your children are not currently enrolled in a Jewish day school? No options for children this age

Response	Weighted %	n
Skipped Question	< 1	6
0, Not selected	98	299
1, Selected	2	19
Total	100	324

JEDNODSQUAL /^

Which of the following are the primary reasons that your children are not currently enrolled in a Jewish day school? Not satisfied with quality

Response	Weighted %	n
Skipped Question	< 1	6
0, Not selected	87	277
1, Selected	13	41
Total	100	324

JEDNODSCOVID /^

Which of the following are the primary reasons that your children are not currently enrolled in a Jewish day school? Health concerns because of COVID-19

Response	Weighted %	n
Skipped Question	< 1	6
0, Not selected	94	305
1, Selected	6	13
Total	100	324

JEDNODSNEEDS /^

Which of the following are the primary reasons that your children are not currently enrolled in a Jewish day school? Schools could not accommodate special needs

Response	Weighted %	n

Skipped Question	< 1	6
0, Not selected	93	296
1, Selected	7	22
Total	100	324

JEDNODSOTH /^\

Which of the following are the primary reasons that your children are not currently enrolled in a Jewish day school? Other

Response	Weighted %	n
Skipped Question	< 1	6
0, Not selected	86	259
1, Selected	14	59
Total	100	324

JEDNODSOTH_OTXT /^\

Which of the following are the primary reasons that your children are not currently enrolled in a Jewish day school? Other

70 responses

RLSYNANY /^\

Do you or anyone in your household currently belong to a Jewish congregation, such as a synagogue, temple, or minyan?

Response	Weighted %	n
Skipped Question	< 1	8
0, No	79	1623
1, Yes	21	2122
Total	100	3753

RLSYNEVER /^\

Did you belong to a Jewish congregation at any time in the past five years?

Response	Weighted %	n

Skipped Question	< 1	1
0, No	87	1266
1, Yes	13	354
Total	100	1621

RLSYNDUES /\

Do you or anyone in your household pay membership dues of any sort to any Jewish congregation where you are a member?

Response	Weighted %	n
Skipped Question	< 1	3
0, No	29	300
1, Yes	67	1788
77, Don't Know	4	28
Total	100	2119

RLSYNTYPESORTH /\

*Do you or anyone in your household belong to any of the following types of Jewish congregations in L.A.?
Orthodox synagogue*

Response	Weighted %	n
Skipped Question	3	54
0, Not selected	74	1711
1, Selected	23	351
Total	100	2116

RLSYNTYPESCONS /\

*Do you or anyone in your household belong to any of the following types of Jewish congregations in L.A.?
Conservative synagogue*

Response	Weighted %	n
Skipped Question	3	54
0, Not selected	76	1319
1, Selected	22	743

Total	100	2116
-------	-----	------

RLSYNTYPESREF /\

*Do you or anyone in your household belong to any of the following types of Jewish congregations in L.A.?
Reform synagogue or Temple*

Response	Weighted %	n
Skipped Question	3	54
0, Not selected	67	1394
1, Selected	30	668
Total	100	2116

RLSYNTYPESREC /\

*Do you or anyone in your household belong to any of the following types of Jewish congregations in L.A.?
Reconstructionist synagogue*

Response	Weighted %	n
Skipped Question	3	54
0, Not selected	94	2002
1, Selected	4	60
Total	100	2116

RLSYNTYPESBMOTH /\

*Do you or anyone in your household belong to any of the following types of Jewish congregations in L.A.?
Synagogue with another denomination or no denomination*

Response	Weighted %	n
Skipped Question	3	54
0, Not selected	90	1856
1, Selected	8	206
Total	100	2116

RLSYNTYPESCHABAD /\

*Do you or anyone in your household belong to any of the following types of Jewish congregations in L.A.?
Chabad*

Response	Weighted %	n
Skipped Question	3	54
0, Not selected	83	1853
1, Selected	15	209
Total	100	2116

RLSYNTYPESMINYAN /\^

*Do you or anyone in your household belong to any of the following types of Jewish congregations in L.A.?
Minyan, other independent worship community*

Response	Weighted %	n
Skipped Question	3	54
0, Not selected	91	1971
1, Selected	6	91
Total	100	2116

RLSYNTYPESORG /\^

*Do you or anyone in your household belong to any of the following types of Jewish congregations in L.A.?
Hillel, JCC, or other organizational-based worship community*

Response	Weighted %	n
Skipped Question	3	54
0, Not selected	94	1983
1, Selected	3	79
Total	100	2116

RLSYNTYPESOTH /\^

*Do you or anyone in your household belong to any of the following types of Jewish congregations in L.A.?
Something else*

Response	Weighted %	n

Skipped Question	3	54
0, Not selected	94	2028
1, Selected	3	34
Total	100	2116

RLSYNTYPESNONE /^\

*Do you or anyone in your household belong to any of the following types of Jewish congregations in L.A.?
None of these*

Response	Weighted %	n
Skipped Question	3	54
0, Not selected	94	2035
1, Selected	3	27
Total	100	2116

RLSYNTYPESBMOTH_OTXT /^\

*Do you or anyone in your household belong to any of the following types of Jewish congregations in L.A.?
Synagogue with another denomination or no denomination*

64 responses

RLSYNTYPESOTH_OTXT /^\

*Do you or anyone in your household belong to any of the following types of Jewish congregations in L.A.?
Something else*

59 responses

RLSYNSVCT

In a typical year prior to the COVID crisis, how often did you attend any type of organized Jewish religious services, whether in person or online?

Response	Weighted %	n
Skipped Question	< 1	17
0, Never	36	470
1, Once or twice	29	898
2, Every few months	17	856
3, About once a month	5	436

4, Two or three times a month	5	397
5, Once a week or more	8	566
Total	100	3640

RLSYNSVCC

During the COVID crisis, how often did you attend any type of organized Jewish religious services, whether in person or online?

Response	Weighted %	n
Skipped Question	2	74
0, Never	65	1485
1, Once or twice	15	708
2, Every few months	8	484
3, About once a month	3	239
4, Two or three times a month	3	283
5, Once a week or more	4	366
Total	100	3639

RLSYNSVCN

Since most in-person activities restarted, how often did you attend any type of organized Jewish religious services, whether in person or online?

Response	Weighted %	n
Skipped Question	3	64
0, Never	75	1999
1, Once or twice	9	558
2, Every few months	3	155
3, About once a month	3	220
4, Two or three times a month	2	227
5, Once a week or more	5	414
Total	100	3637

RLHOLHI20

Thinking back to fall 2020, did you attend any High Holiday services, whether in person or online?

Response	Weighted %	n

Skipped Question	< 1	9
0, No	59	1156
1, Yes	40	2470
Total	100	3635

RLHOLHI21F

In fall 2021, do you expect to attend any High Holiday services, whether in person or online?

Response	Weighted %	n
Skipped Question	2	77
0, No	50	817
1, Yes	48	2694
Total	100	3588

RLHOLHI21P

In fall 2021, did you attend any High Holiday services, whether in person or online?

Response	Weighted %	n
Skipped Question	< 1	1
0, No	63	6
1, Yes	37	12
Total	100	19

RLSHABT

In a typical year prior to the COVID crisis, how often did you mark Shabbat in any way?

Response	Weighted %	n
Skipped Question	< 1	27
0, Never	40	706
1, Less than once a month	23	767
2, Once a month or more	12	546
3, Every week or almost every we	24	1578
Total	100	3624

RLSHABC

During the COVID crisis, how often did you mark Shabbat in any way?

Response	Weighted %	n
Skipped Question	2	58
0, Never	49	944
1, Less than once a month	15	585
2, Once a month or more	10	410
3, Every week or almost every we	25	1625
Total	100	3622

RLSHABN

Since most in-person activities restarted, how often did you mark Shabbat in anyway?

Response	Weighted %	n
Skipped Question	2	66
0, Never	53	1159
1, Less than once a month	13	441
2, Once a month or more	8	388
3, Every week or almost every we	24	1568
Total	100	3622

RLSHABCAND

When you marked Shabbat in the past two years, have you done any of the following activities, either in person or online? Light candles

Response	Weighted %	n
Skipped Question	2	39
0, Not selected	21	425
1, Selected	77	2449
Total	100	2913

RLSHABMEAL

When you marked Shabbat in the past two years, have you done any of the following activities, either in person or online? Have a special meal

Response	Weighted %	n
Skipped Question	2	39
0, Not selected	27	674
1, Selected	71	2200
Total	100	2913

RLSHABFAM

When you marked Shabbat in the past two years, have you done any of the following activities, either in person or online? Spend time with family or friends

Response	Weighted %	n
Skipped Question	2	39
0, Not selected	19	549
1, Selected	79	2325
Total	100	2913

RLSHABWORK

When you marked Shabbat in the past two years, have you done any of the following activities, either in person or online? Take a break from work

Response	Weighted %	n
Skipped Question	2	39
0, Not selected	59	1628
1, Selected	39	1246
Total	100	2913

RLSHABTECH

When you marked Shabbat in the past two years, have you done any of the following activities, either in person or online? Take a break from technology

Response	Weighted %	n

Skipped Question	2	39
0, Not selected	69	2044
1, Selected	29	830
Total	100	2913

RLSHABPROG

When you marked Shabbat in the past two years, have you done any of the following activities, either in person or online? Attend Shabbat programs other than services

Response	Weighted %	n
Skipped Question	2	39
0, Not selected	79	2068
1, Selected	19	806
Total	100	2913

RLSHABLEARN

When you marked Shabbat in the past two years, have you done any of the following activities, either in person or online? Jewish learning or reading

Response	Weighted %	n
Skipped Question	2	39
0, Not selected	68	1839
1, Selected	31	1035
Total	100	2913

RLSHABMED

When you marked Shabbat in the past two years, have you done any of the following activities, either in person or online? Meditation or spiritual practice

Response	Weighted %	n
Skipped Question	2	39
0, Not selected	68	2158
1, Selected	30	716
Total	100	2913

RLSHABOTH

When you marked Shabbat in the past two years, have you done any of the following activities, either in person or online? Something else

Response	Weighted %	n
Skipped Question	2	39
0, Not selected	92	2655
1, Selected	6	219
Total	100	2913

RLSHABOTH_OTXT

When you marked Shabbat in the past two years, have you done any of the following activities, either in person or online? Something else

158 responses

RLYKFAST

In a typical year, do you fast during Yom Kippur?

Response	Weighted %	n
Skipped Question	< 1	7
1, Yes, for all or part of the day	46	2443
2, No, did not fast for medical reasons	8	342
3, No, did not fast	45	822
Total	100	3614

RLHCNDL

In December 2020, did you or anyone in your household light Hanukkah candles?

Response	Weighted %	n
Skipped Question	< 1	13
0, No	21	340
1, Yes	78	3259
Total	100	3612

RLSEDER

In spring 2021, did you or anyone in your household attend or hold a Passover Seder, whether in person or online?

Response	Weighted %	n
Skipped Question	1	23
0, No	38	632
1, Yes	61	2956
Total	100	3611

RLKOSH

Which of the following best describes your current practices regarding keeping kosher?

Response	Weighted %	n
Skipped Question	< 1	14
1, Don't follow kosher rules at all	66	1757
2, Follow some kosher rules, like avoiding pork or shellfish	20	971
3, Keep kosher only at home	4	291
4, Keep kosher all the time	9	579
Total	100	3612

RLTREE

Last December, did you have a Christmas tree in your home?

Response	Weighted %	n
Skipped Question	< 1	12
0, No	70	3129
1, Yes	29	471
Total	100	3612

RLSVCNJ / ^ \

In a typical year, how often do you or anyone in your household attend non-Jewish religious services, such as in a church or a mosque, whether in person or online?

Response	Weighted %	n
Skipped Question	< 1	12
0, Never	83	3304
1, Once or twice	10	263
2, Every few months	2	44
3, About once a month	< 1	13
4, Two or three times a month	2	28
5, Once a week or more	2	36
Total	100	3700

JLFRIEND

How many of your closest friends are Jewish?

Response	Weighted %	n
Skipped Question	< 1	19
1, None of them	2	44
2, Hardly any of them	22	359
3, About half	34	1045
4, Most of them	35	1777
5, All of them	6	359
Total	100	3603

JEWIMP

How important is being Jewish to how you think about yourself?

Response	Weighted %	n
Skipped Question	< 1	20
1, Not at all important	5	63
2, Only a little important	13	189
3, Moderately important	28	648
4, Very important	30	1295
5, Extremely important	22	1384
Total	100	3599

JLESSJUSTICE

Thinking about what being Jewish means to you personally, how important is each of the following?

Response	Weighted %	n
Skipped Question	2	38
1, Essential part of being Jewish	51	2103
2, Important but not essential	36	1176
3, Not important	11	260
Total	100	3577

JLESSMORAL

Thinking about what being Jewish means to you personally, how important is each of the following?

Response	Weighted %	n
Skipped Question	2	29
1, Essential part of being Jewish	67	2939
2, Important but not essential	23	533
3, Not important	8	82
Total	100	3583

JLESSISR

Thinking about what being Jewish means to you personally, how important is each of the following?

Response	Weighted %	n
Skipped Question	3	44
1, Essential part of being Jewish	42	2016
2, Important but not essential	37	1174
3, Not important	19	348
Total	100	3582

JLESSWORLD

Thinking about what being Jewish means to you personally, how important is each of the following?

Response	Weighted %	n

Skipped Question	2	52
1, Essential part of being Jewish	43	2048
2, Important but not essential	42	1299
3, Not important	12	180
Total	100	3579

JLART

Thinking about what being Jewish means to you personally, how important is each of the following?

Response	Weighted %	n
Skipped Question	2	35
1, Essential part of being Jewish	31	1354
2, Important but not essential	48	1792
3, Not important	19	403
Total	100	3584

JLSPIRIT

Thinking about what being Jewish means to you personally, how important is each of the following?

Response	Weighted %	n
Skipped Question	2	52
1, Essential part of being Jewish	28	1439
2, Important but not essential	38	1467
3, Not important	31	620
Total	100	3578

JLFAM

Thinking about what being Jewish means to you personally, how important is each of the following?

Response	Weighted %	n
Skipped Question	2	35
1, Essential part of being Jewish	60	2792
2, Important but not essential	28	662
3, Not important	10	94

Total	100	3583
-------	-----	------

JLPPL

Thinking about what being Jewish means to you personally, how important is each of the following?

Response	Weighted %	n
Skipped Question	2	42
1, Essential part of being Jewish	39	1820
2, Important but not essential	41	1377
3, Not important	18	339
Total	100	3578

JLCONNPPL

How much, if at all, do you feel a sense of belonging to the Jewish people?

Response	Weighted %	n
Skipped Question	2	32
1, Not at all	5	59
2, Not much	9	150
3, Some	37	890
4, A great deal	47	2439
Total	100	3570

JLCONNLOC

How much, if at all, do you feel a sense of belonging to any Jewish community within Los Angeles?

Response	Weighted %	n
Skipped Question	1	34
1, Not at all	23	326
2, Not much	23	518
3, Some	33	1277
4, A great deal	20	1415
Total	100	3570

JLCONNOL

How much, if at all, do you feel a sense of belonging to an online Jewish community?

Response	Weighted %	n
Skipped Question	2	52
1, Not at all	49	1167
2, Not much	22	922
3, Some	20	929
4, A great deal	8	495
Total	100	3565

JLDAILY

How much, if at all, do you feel that being Jewish is a part of your daily life?

Response	Weighted %	n
Skipped Question	2	64
1, Not at all	17	234
2, Not much	25	559
3, Some	30	1168
4, A great deal	26	1542
Total	100	3567

JLCOPE

How much, if at all, do you feel that being Jewish helps you to cope at times of crisis?

Response	Weighted %	n
Skipped Question	2	68
1, Not at all	25	381
2, Not much	22	542
3, Some	29	1208
4, A great deal	23	1359
Total	100	3558

JLJOY

How much, if at all, do you feel that being Jewish helps you to celebrate at times of joy?

Response	Weighted %	n
----------	------------	---

Skipped Question	2	67
1, Not at all	18	243
2, Not much	16	366
3, Some	34	1146
4, A great deal	30	1736
Total	100	3558

JLLMTSOCIAL

Thinking about typical times before the pandemic, did any of the following conditions limit your participation in the L.A. Jewish community? You don't know many people

Response	Weighted %	n
Skipped Question	3	110
0, Not selected	73	2745
1, Selected	24	688
Total	100	3543

JLLMTKNOW

Thinking about typical times before the pandemic, did any of the following conditions limit your participation in the L.A. Jewish community? You are not confident in your Jewish knowledge

Response	Weighted %	n
Skipped Question	3	110
0, Not selected	79	3074
1, Selected	18	359
Total	100	3543

JLLMTPOL

Thinking about typical times before the pandemic, did any of the following conditions limit your participation in the L.A. Jewish community? Your political views are unwelcome

Response	Weighted %	n
Skipped Question	3	110
0, Not selected	87	3067

1, Selected	10	366
Total	100	3543

JLLMTWELC

Thinking about typical times before the pandemic, did any of the following conditions limit your participation in the L.A. Jewish community? It's not welcoming for people like you

Response	Weighted %	n
Skipped Question	3	110
0, Not selected	84	3046
1, Selected	13	387
Total	100	3543

JLLMTTRAF

Thinking about typical times before the pandemic, did any of the following conditions limit your participation in the L.A. Jewish community? Traffic or location make it difficult to attend

Response	Weighted %	n
Skipped Question	3	110
0, Not selected	75	2374
1, Selected	22	1059
Total	100	3543

JLLMTACT

Thinking about typical times before the pandemic, did any of the following conditions limit your participation in the L.A. Jewish community? You haven't found activities that interest you

Response	Weighted %	n
Skipped Question	3	110
0, Not selected	67	2603
1, Selected	30	830
Total	100	3543

JLLMTCOST

Thinking about typical times before the pandemic, did any of the following conditions limit your participation in the L.A. Jewish community? It's too expensive

Response	Weighted %	n
Skipped Question	3	110
0, Not selected	76	2623
1, Selected	21	810
Total	100	3543

JLLMTTIME

Thinking about typical times before the pandemic, did any of the following conditions limit your participation in the L.A. Jewish community? Times of activities are not convenient

Response	Weighted %	n
Skipped Question	3	110
0, Not selected	83	2770
1, Selected	14	663
Total	100	3543

JLLMTOTH

Thinking about typical times before the pandemic, did any of the following conditions limit your participation in the L.A. Jewish community? Other

Response	Weighted %	n
Skipped Question	3	110
0, Not selected	93	3333
1, Selected	4	100
Total	100	3543

JLLMTNONE

Thinking about typical times before the pandemic, did any of the following conditions limit your participation in the L.A. Jewish community? None of these

Response	Weighted %	n
Skipped Question	3	110
0, Not selected	65	2293
1, Selected	33	1140
Total	100	3543

JLLMTROTH_OTXT

Thinking about typical times before the pandemic, did any of the following conditions limit your participation in the L.A. Jewish community? Other

228 responses

JLWELCINT

Overall, in your opinion, how welcoming are Los Angeles Jewish organizations to interfaith families?

Response	Weighted %	n
Skipped Question	2	45
1, Not at all welcoming	2	52
2, Not too welcoming	7	251
3, Somewhat welcoming	22	1122
4, Very welcoming	27	1097
5, No opinion	39	971
Total	100	3538

JLWELCJOC

Overall, in your opinion, how welcoming are Los Angeles Jewish organizations to people of color?

Response	Weighted %	n
Skipped Question	4	90
1, Not at all welcoming	3	70
2, Not too welcoming	7	374
3, Somewhat welcoming	19	996
4, Very welcoming	28	1031
5, No opinion	39	977
Total	100	3538

JLWELCLG

Overall, in your opinion, how welcoming are Los Angeles Jewish organizations to LGBTQ people?

Response	Weighted %	n
Skipped Question	3	51
1, Not at all welcoming	3	57
2, Not too welcoming	5	253
3, Somewhat welcoming	20	990
4, Very welcoming	27	1163
5, No opinion	42	1024
Total	100	3538

JLWELCDIS

Overall, in your opinion, how welcoming are Los Angeles Jewish organizations to people with disabilities or special needs?

Response	Weighted %	n
Skipped Question	2	44
1, Not at all welcoming	< 1	21
2, Not too welcoming	2	189
3, Somewhat welcoming	16	803
4, Very welcoming	41	1540
5, No opinion	38	941
Total	100	3538

JLANTIUS

How concerned are you about antisemitism in the United States?

Response	Weighted %	n
Skipped Question	< 1	24
1, Not at all concerned	1	18
2, Not too concerned	5	148
3, Somewhat concerned	25	893
4, Very concerned	68	2452
Total	100	3535

JLANTIWR

How concerned are you about antisemitism around the world?

Response	Weighted %	n
Skipped Question	< 1	22
1, Not at all concerned	< 1	9
2, Not too concerned	2	49
3, Somewhat concerned	21	685
4, Very concerned	75	2770
Total	100	3535

JLANTIEXP

Have you personally experienced antisemitism in the past year?

Response	Weighted %	n
Skipped Question	< 1	14
0, No	82	2928
1, Yes	18	592
Total	100	3534

JLANTIEXP_TXT

Please describe the incident(s) you personally experienced in the past year.

412 responses

RESPHERGASH

Regarding your Jewish heritage, do you consider yourself to be Ashkenazi, Sephardi, Mizrahi, or something else? Ashkenazi

Response	Weighted %	n
Skipped Question	< 1	12
0, Not selected	22	623
1, Selected	77	2781
Total	100	3416

RESPHERGSEP

Regarding your Jewish heritage, do you consider yourself to be Ashkenazi, Sephardi, Mizrahi, or something else? Sephardi

Response	Weighted %	n
Skipped Question	< 1	12
0, Not selected	85	2916
1, Selected	14	488
Total	100	3416

RESPHERGMIZ

Regarding your Jewish heritage, do you consider yourself to be Ashkenazi, Sephardi, Mizrahi, or something else? Mizrahi

Response	Weighted %	n
Skipped Question	< 1	12
0, Not selected	95	3227
1, Selected	4	177
Total	100	3416

RESPHERGOTH

Regarding your Jewish heritage, do you consider yourself to be Ashkenazi, Sephardi, Mizrahi, or something else? Other

Response	Weighted %	n
Skipped Question	< 1	12
0, Not selected	99	3390
1, Selected	< 1	14
Total	100	3416

RESPHERGNONE

Regarding your Jewish heritage, do you consider yourself to be Ashkenazi, Sephardi, Mizrahi, or something else? None of these, no particular Jewish heritage

Response	Weighted %	n
Skipped Question	< 1	12
0, Not selected	91	3238
1, Selected	9	166
Total	100	3416

RESPHERGOTH_OTXT

Regarding your Jewish heritage, do you consider yourself to be Ashkenazi, Sephardi, Mizrahi, or something else? Other

61 responses

SPHERGASH /^\

Regarding your Jewish heritage, do you consider your spouse to be Ashkenazi, Sephardi, Mizrahi, or something else? Ashkenazi

Response	Weighted %	n
Skipped Question	2	27
0, Not selected	23	421
1, Selected	75	1468
Total	100	1916

SPHERGSEP /^\

Regarding your Jewish heritage, do you consider your spouse to be Ashkenazi, Sephardi, Mizrahi, or something else? Sephardi

Response	Weighted %	n
Skipped Question	2	27
0, Not selected	87	1610
1, Selected	11	279
Total	100	1916

SPHERGMIZ /^\

Regarding your Jewish heritage, do you consider your spouse to be Ashkenazi, Sephardi, Mizrachi, or something else? Mizrachi

Response	Weighted %	n
Skipped Question	2	27
0, Not selected	95	1781
1, Selected	3	108
Total	100	1916

SPHERGOTH /\

Regarding your Jewish heritage, do you consider your spouse to be Ashkenazi, Sephardi, Mizrachi, or something else? Other

Response	Weighted %	n
Skipped Question	2	27
0, Not selected	97	1877
1, Selected	1	12
Total	100	1916

SPHERGNONE /\

Regarding your Jewish heritage, do you consider your spouse to be Ashkenazi, Sephardi, Mizrachi, or something else? None of these, no particular Jewish heritage

Response	Weighted %	n
Skipped Question	2	27
0, Not selected	87	1771
1, Selected	11	118
Total	100	1916

SPHERGOTH_OTXT /\

Regarding your Jewish heritage, do you consider your spouse to be Ashkenazi, Sephardi, Mizrachi, or something else? Other

28 responses

LGBTQRESP

Do you identify as LGBTQ?

Response	Weighted %	n
Skipped Question	< 1	3
0, No	88	651
1, Yes	12	105
Total	100	759

LGBTQHH /\

Do you or anyone in your household identify as LGBTQ?

Response	Weighted %	n
Skipped Question	1	19
1, Yes, me	2	55
2, Yes, someone else	7	211
3, Yes, both me and someone else	6	119
4, No	84	2441
Total	100	2845

LGBTQHHCT /\

How many people in your household identify as LGBTQ, including you?

Response	Weighted %	n
1	66	2
2	31	349
3	1	128
4	1	6
		4
Total	100	489

PERSRESP

Do you identify as Persian or Iranian-American?

Response	Weighted %	n

Skipped Question	< 1	4
0, No	98	709
1, Yes	2	46
Total	100	759

PERSHH /\

Do you or anyone in your household identify as Persian or Iranian-American?

Response	Weighted %	n
Skipped Question	1	18
1, Yes, you	2	66
2, Yes, someone else	1	61
3, Yes, both you and someone else	2	182
4, No	94	2517
Total	100	2844

PERSHHCT /\

How many people in your household identify as Persian or Iranian-American, including you?

Response	Weighted %	n
1	61	155
2	9	67
3	14	45
4	11	53
5	3	29
6	2	5
10	< 1	1
Total	100	355

RUSRESP_ASKED

Response	Weighted %	n
Skipped Question	< 1	2
0, No	93	531

1, Yes	7	25
Total	100	558

RUSRESP

Did you grow up in a Russian-speaking home?

Response	Weighted %	n
Skipped Question	< 1	2
0, No	96	772
1, Yes	4	27
Total	100	801

RUSHH /\

Did you or anyone in your household grow up in a Russian-speaking home?

Response	Weighted %	n
Skipped Question	2	33
1, Yes, you	4	59
2, Yes, someone else	3	65
3, Yes, both you and someone else	6	80
4, No	86	2606
Total	100	2843

RUSHHCT /\

How many people in your household grew up in a Russian-speaking home, including you?

Response	Weighted %	n
1	56	144
2	22	46
3	7	16
4	16	21
6	< 1	2
		1
Total	100	230

ISRRESP

Are you an Israeli citizen?

Response	Weighted %	n
Skipped Question	< 1	1
0, No	95	721
1, Yes	5	37
Total	100	759

ISRHH /\^

Are you or anyone in your household an Israeli citizen?

Response	Weighted %	n
Skipped Question	1	26
1, Yes, me	3	101
2, Yes, someone else	3	118
3, Yes, both me and someone else	2	88
4, No	91	2510
Total	100	2843

ISRHHCT /\^

How many people in your household are Israeli citizens, including you?

Response	Weighted %	n
1	75	245
2	13	52
3	5	26
4	5	11
5	2	7
6	< 1	3
Total	100	344

HOLRESP

Do you consider yourself to be a Holocaust survivor or a World War II refugee?

Response	Weighted %	n
Skipped Question	< 1	2
0, No	94	184
1, Yes	6	9
Total	100	195

HOLHH /\

Are you or anyone in your household a Holocaust survivor or a World War II refugee?

Response	Weighted %	n
Skipped Question	< 1	6
1, Yes, you	4	13
2, Yes, someone else	5	17
3, Yes, both you and someone else	3	3
4, No	86	359
Total	100	398

HOLHHCT /\

How many people in your household are Holocaust survivors or World War II refugees, including you?

Response	Weighted %	n
1	81	38
2	19	4
Total	100	42

HOLCHRESP

Are you a descendant of someone who was a Holocaust victim or survivor or World War II refugee?

Response	Weighted %	n
Skipped Question	< 1	3
0, No	63	534
1, Yes	36	218
Total	100	755

HOLCHHH /^\

Are you or anyone in your household a descendant of someone who was a Holocaust victim or survivor or World War II refugee?

Response	Weighted %	n
Skipped Question	2	16
1, Yes, you	15	452
2, Yes, someone else	11	318
3, Yes, both you and someone else	8	244
4, No	64	1809
Total	100	2839

HOLCHHHCT /^\

How many people in your household are descendants of someone who was a Holocaust victim or survivor or World War II refugee, including you?

Response	Weighted %	n
Skipped Question	< 1	6
1	76	880
2	14	173
3	4	79
4	4	53
5	< 1	23
6	< 1	3
7	< 1	5
8	< 1	3
9	< 1	1
10	< 1	1
11	< 1	1
Total	100	1228

HHLANGANY /^\

Are any languages other than English spoken in your home on a regular basis?

Response	Weighted %	n

Skipped Question	< 1	12
0, No	77	2652
1, Yes	22	939
Total	100	3603

HHLANGENG /\

Which of the following languages are spoken in your home on a regular basis? English

Response	Weighted %	n
0, Not selected	65	565
1, Selected	35	374
Total	100	939

HHLANGSPAN /\

Which of the following languages are spoken in your home on a regular basis? Spanish

Response	Weighted %	n
0, Not selected	75	707
1, Selected	25	232
Total	100	939

HHLANGHEB /\

Which of the following languages are spoken in your home on a regular basis? Hebrew

Response	Weighted %	n
0, Not selected	78	638
1, Selected	22	301
Total	100	939

HHLANGFARSI /\

Which of the following languages are spoken in your home on a regular basis? Farsi

Response	Weighted %	n

0, Not selected	87	669
1, Selected	13	270
Total	100	939

HHLANGRUS /\

Which of the following languages are spoken in your home on a regular basis? Russian

Response	Weighted %	n
0, Not selected	73	809
1, Selected	27	130
Total	100	939

HHLANGOTH /\

Which of the following languages are spoken in your home on a regular basis? Other

Response	Weighted %	n
0, Not selected	76	756
1, Selected	24	183
Total	100	939

HHLANGOTH_OTXT /\

Which of the following languages are spoken in your home on a regular basis? Other

147 responses

PARBORN

Were any of your or your spouse's parents born outside the United States?

Response	Weighted %	n
Skipped Question	< 1	22
0, No	50	1682
1, Yes	49	1807
Total	100	3511

PARBORNUS

In what countries were any of your or your spouse's parents born? United States

Response	Weighted %	n
Skipped Question	< 1	1
0, Not selected	84	1509
1, Selected	16	294
Total	100	1804

PARBORNIRAN

In what countries were any of your or your spouse's parents born? Iran

Response	Weighted %	n
Skipped Question	< 1	1
0, Not selected	88	1479
1, Selected	12	324
Total	100	1804

PARBORNISR

In what countries were any of your or your spouse's parents born? Israel

Response	Weighted %	n
Skipped Question	< 1	1
0, Not selected	89	1611
1, Selected	11	192
Total	100	1804

PARBORNMIDEAST

In what countries were any of your or your spouse's parents born? Middle East other than Iran and Israel

Response	Weighted %	n
Skipped Question	< 1	1

0, Not selected	98	1745
1, Selected	2	58
Total	100	1804

PARBORNURUS

In what countries were any of your or your spouse's parents born? Russia or the former Soviet Union

Response	Weighted %	n
Skipped Question	< 1	1
0, Not selected	74	1476
1, Selected	26	327
Total	100	1804

PARBORNLATAM

In what countries were any of your or your spouse's parents born? Latin America, such as Argentina, Cuba, Mexico

Response	Weighted %	n
Skipped Question	< 1	1
0, Not selected	87	1640
1, Selected	13	163
Total	100	1804

PARBORNSOUTHAF

In what countries were any of your or your spouse's parents born? South Africa

Response	Weighted %	n
Skipped Question	< 1	1
0, Not selected	98	1763
1, Selected	2	40
Total	100	1804

PARBORNWEUR

In what countries were any of your or your spouse's parents born? Western Europe

Response	Weighted %	n
Skipped Question	< 1	1
0, Not selected	82	1485
1, Selected	18	318
Total	100	1804

PARBORNEEUR

In what countries were any of your or your spouse's parents born? Eastern Europe

Response	Weighted %	n
Skipped Question	< 1	1
0, Not selected	82	1341
1, Selected	18	462
Total	100	1804

PARBORNAF

In what countries were any of your or your spouse's parents born? North Africa

Response	Weighted %	n
Skipped Question	< 1	1
0, Not selected	97	1750
1, Selected	3	53
Total	100	1804

PARBORNOTH

In what countries were any of your or your spouse's parents born? Other country

Response	Weighted %	n
Skipped Question	< 1	1
0, Not selected	84	1587
1, Selected	16	216
Total	100	1804

PARBORNOTH_OTXT

In what countries were any of your or your spouse's parents born? Other country

312 responses

POLVIEWS

*In terms of political views, people often classify themselves as "liberal", "moderate", or "conservative".
Where would you place yourself on this scale?*

Response	Weighted %	n
Skipped Question	2	43
1, Very liberal	20	648
2, Liberal	35	1268
3, Moderate	24	920
4, Conservative	16	506
5, Very conservative	2	111
Total	100	3496

ISRNUM

How many times, if any, have you been to Israel?

Response	Weighted %	n
Skipped Question	< 1	5
1, Never	41	763
2, Once	25	755
3, More than once	24	1427
4, I lived in Israel	10	550
Total	100	3500

ISRNUMHH /^\

Has anyone in your household ever been to Israel?

Response	Weighted %	n
Skipped Question	< 1	1
0, No	79	441

1, Yes	21	210
Total	100	652

ISRTYPETAG

Did your trips to Israel include any of the following? Birthright Israel

Response	Weighted %	n
Skipped Question	< 1	9
0, Not selected	72	2299
1, Selected	27	416
Total	100	2724

ISRTYPEEDU

Did your trips to Israel include any of the following? Educational program or volunteer trip

Response	Weighted %	n
Skipped Question	< 1	9
0, Not selected	77	1815
1, Selected	22	900
Total	100	2724

ISRTYPEFED

Did your trips to Israel include any of the following? A trip sponsored by a Jewish federation, synagogue, or other Jewish organization

Response	Weighted %	n
Skipped Question	< 1	9
0, Not selected	78	1744
1, Selected	22	971
Total	100	2724

ISRTYPEBUS

Did your trips to Israel include any of the following? Business trip

Response	Weighted %	n
Skipped Question	< 1	9
0, Not selected	92	2445
1, Selected	8	270
Total	100	2724

ISRTYPELONG

Did your trips to Israel include any of the following? Long-term program (6 weeks or more)

Response	Weighted %	n
Skipped Question	< 1	9
0, Not selected	82	2060
1, Selected	17	655
Total	100	2724

ISRTYPEVAC

Did your trips to Israel include any of the following? Vacation

Response	Weighted %	n
Skipped Question	< 1	9
0, Not selected	40	865
1, Selected	59	1850
Total	100	2724

ISRTYPEFAM

Did your trips to Israel include any of the following? Visit to friends or family

Response	Weighted %	n
Skipped Question	< 1	9
0, Not selected	52	1266
1, Selected	47	1449
Total	100	2724

ISRTPENONE

Did your trips to Israel include any of the following? None of these

Response	Weighted %	n
Skipped Question	< 1	9
0, Not selected	97	2682
1, Selected	3	33
Total	100	2724

ISRPROUD

To what extent do you agree or disagree with the following statements? I feel proud of Israel's scientific and technological accomplishments.

Response	Weighted %	n
Skipped Question	1	25
1, Strongly disagree	4	94
2, Somewhat disagree	< 1	28
3, Somewhat agree	12	311
4, Strongly agree	74	2869
5, No opinion or not sure	7	144
Total	100	3471

ISRCRIT

To what extent do you agree or disagree with the following statements? American Jews have the right to criticize Israel's government.

Response	Weighted %	n
Skipped Question	2	30
1, Strongly disagree	6	208
2, Somewhat disagree	11	387
3, Somewhat agree	20	825
4, Strongly agree	53	1861
5, No opinion or not sure	8	158
Total	100	3469

ISRJEW

To what extent do you agree or disagree with the following statements? I consider it important for Israel to be the nation-state of the Jewish people.

Response	Weighted %	n
Skipped Question	2	33
1, Strongly disagree	6	153
2, Somewhat disagree	6	141
3, Somewhat agree	18	558
4, Strongly agree	60	2428
5, No opinion or not sure	8	157
Total	100	3470

ISRDEM

To what extent do you agree or disagree with the following statements? I consider it important for Israel to be a democratic state.

Response	Weighted %	n
Skipped Question	1	24
1, Strongly disagree	2	72
2, Somewhat disagree	< 1	35
3, Somewhat agree	7	243
4, Strongly agree	80	2970
5, No opinion or not sure	9	126
Total	100	3470

ISRSAFE

To what extent do you agree or disagree with the following statements? I consider it important for Israel to exist as a refuge for the Jewish people, now and in the future.

Response	Weighted %	n
Skipped Question	2	28
1, Strongly disagree	3	90
2, Somewhat disagree	3	48
3, Somewhat agree	14	368
4, Strongly agree	73	2847
5, No opinion or not sure	6	90

Total	100	3471
-------	-----	------

ISRZION

To what extent do you agree or disagree with the following statements? I consider myself to be a Zionist.

Response	Weighted %	n
Skipped Question	3	50
1, Strongly disagree	22	423
2, Somewhat disagree	10	321
3, Somewhat agree	17	748
4, Strongly agree	23	1406
5, No opinion or not sure	24	520
Total	100	3468

ISRCUL

To what extent do you agree or disagree with the following statements? I consider it important for Israel to be a place where Jewish values and traditions make up the mainstream culture.

Response	Weighted %	n
Skipped Question	2	31
1, Strongly disagree	6	130
2, Somewhat disagree	9	191
3, Somewhat agree	26	954
4, Strongly agree	47	1982
5, No opinion or not sure	10	182
Total	100	3470

ISRCNCT

How emotionally attached are you to Israel?

Response	Weighted %	n
Skipped Question	< 1	10
1, Not at all attached	14	237
2, Not too attached	21	464
3, Somewhat attached	36	1201

4, Very attached	28	1556
Total	100	3468

ISRNEWS

How closely do you follow news about Israel?

Response	Weighted %	n
Skipped Question	< 1	14
1, Not at all closely	6	120
2, Not too closely	22	545
3, Somewhat closely	47	1594
4, Very closely	25	1195
Total	100	3468

ORGSECEDU

In a typical non-pandemic year, do you regularly engage in any of the following types of activities? Think about activities you do on your own, with friends, and with organizations. Primarily educational (class or lecture)

Response	Weighted %	n
Skipped Question	1	35
0, Not selected	59	1709
1, Selected	39	1700
Total	100	3444

ORGSECCULT

In a typical non-pandemic year, do you regularly engage in any of the following types of activities? Think about activities you do on your own, with friends, and with organizations. Primarily cultural (concert, theater, film, museum)

Response	Weighted %	n
Skipped Question	1	35
0, Not selected	29	765
1, Selected	69	2644

Total	100	3444
-------	-----	------

ORGSECOUT

In a typical non-pandemic year, do you regularly engage in any of the following types of activities? Think about activities you do on your own, with friends, and with organizations. Primarily outdoors or active (sports league, hiking, surfing)

Response	Weighted %	n
Skipped Question	1	35
0, Not selected	42	1509
1, Selected	56	1900
Total	100	3444

ORGSECSOCIAL

In a typical non-pandemic year, do you regularly engage in any of the following types of activities? Think about activities you do on your own, with friends, and with organizations. Primarily social (bar night, party, dance)

Response	Weighted %	n
Skipped Question	1	35
0, Not selected	61	2131
1, Selected	38	1278
Total	100	3444

ORGSECSOCAC

In a typical non-pandemic year, do you regularly engage in any of the following types of activities? Think about activities you do on your own, with friends, and with organizations. Primarily social action (volunteering, fundraising)

Response	Weighted %	n
Skipped Question	1	35
0, Not selected	67	1935
1, Selected	32	1474
Total	100	3444

ORGSECPOL

In a typical non-pandemic year, do you regularly engage in any of the following types of activities? Think about activities you do on your own, with friends, and with organizations. Primarily political (rally or protest)

Response	Weighted %	n
Skipped Question	1	35
0, Not selected	83	2739
1, Selected	16	670
Total	100	3444

ORGSECSPIRIT

In a typical non-pandemic year, do you regularly engage in any of the following types of activities? Think about activities you do on your own, with friends, and with organizations. Primarily spiritual or religious (meditation, prayer)

Response	Weighted %	n
Skipped Question	1	35
0, Not selected	72	2019
1, Selected	27	1390
Total	100	3444

ORGSECOTH

In a typical non-pandemic year, do you regularly engage in any of the following types of activities? Think about activities you do on your own, with friends, and with organizations. Other

Response	Weighted %	n
Skipped Question	1	35
0, Not selected	94	3189
1, Selected	5	220
Total	100	3444

ORGSECNONE

In a typical non-pandemic year, do you regularly engage in any of the following types of activities? Think about activities you do on your own, with friends, and with organizations. None of these

Response	Weighted %	n
Skipped Question	1	35
0, Not selected	92	3294
1, Selected	7	115
Total	100	3444

ORGSECOth_OTXT

In a typical non-pandemic year, do you regularly engage in any of the following types of activities? Think about activities you do on your own, with friends, and with organizations. Other

168 responses

ORGMEM

Aside from congregations, are you or anyone in your household a member of any Jewish organizations in the Los Angeles area?

Response	Weighted %	n
Skipped Question	1	16
0, No	83	2314
1, Yes	16	1107
Total	100	3437

ORGGROUPS

Do you or anyone in your household belong to or regularly participate in an informal or grassroots Jewish group in the Los Angeles area?

Response	Weighted %	n
Skipped Question	< 1	25
0, No	88	2565
1, Yes	12	844
Total	100	3434

ORGFREQT

In a typical year prior to the COVID crisis, how often did you participate in any program or activity with a Jewish organization, whether in person or online, aside from religious services?

Response	Weighted %	n
Skipped Question	1	29
0, Never	41	611
1, Rarely	27	830
2, Sometimes	21	1171
3, Often	10	787
Total	100	3428

ORGFREQC

During the COVID crisis, how often did you participate in any program or activity with a Jewish organization, whether in person or online, aside from religious services?

Response	Weighted %	n
Skipped Question	2	47
0, Never	65	1328
1, Rarely	16	737
2, Sometimes	10	780
3, Often	6	536
Total	100	3428

ORGFREQN

Since most in-person activities restarted, how often did you participate in any program or activity with a Jewish organization, whether in person or online, aside from religious services?

Response	Weighted %	n
Skipped Question	1	48
0, Never	69	1581
1, Rarely	15	637
2, Sometimes	10	725
3, Often	5	437
Total	100	3428

ORGPROGEDU

Over the past two years, have you attended any of the following types of activities sponsored by a Jewish organization, whether in person or online? Primarily educational (class or lecture)

Response	Weighted %	n
Skipped Question	< 1	37
0, Not selected	61	1274
1, Selected	38	1511
Total	100	2822

ORGPROGCULT

Over the past two years, have you attended any of the following types of activities sponsored by a Jewish organization, whether in person or online? Primarily cultural (concert, theater, film, museum)

Response	Weighted %	n
Skipped Question	< 1	37
0, Not selected	67	1661
1, Selected	32	1124
Total	100	2822

ORGPROGREL

Over the past two years, have you attended any of the following types of activities sponsored by a Jewish organization, whether in person or online? Primarily religious (aside from a religious service) such as a holiday celebration

Response	Weighted %	n
Skipped Question	< 1	37
0, Not selected	59	1251
1, Selected	41	1534
Total	100	2822

ORGPROGSPRIT

Over the past two years, have you attended any of the following types of activities sponsored by a Jewish organization, whether in person or online? Primarily spiritual or religious (meditation, prayer)

Response	Weighted %	n
Skipped Question	< 1	37
0, Not selected	82	2252
1, Selected	17	533
Total	100	2822

ORGPLOGOUT

Over the past two years, have you attended any of the following types of activities sponsored by a Jewish organization, whether in person or online? Primarily outdoors or active (sports league, hiking, surfing)

Response	Weighted %	n
Skipped Question	< 1	37
0, Not selected	86	2471
1, Selected	13	314
Total	100	2822

ORGPLOGSOCIAL

Over the past two years, have you attended any of the following types of activities sponsored by a Jewish organization, whether in person or online? Primarily social (bar night, party, dance)

Response	Weighted %	n
Skipped Question	< 1	37
0, Not selected	79	2210
1, Selected	20	575
Total	100	2822

ORGPLOGPOL

Over the past two years, have you attended any of the following types of activities sponsored by a Jewish organization, whether in person or online? Primarily political (rally or protest)

Response	Weighted %	n
Skipped Question	< 1	37
0, Not selected	85	2234
1, Selected	14	551

Total	100	2822

ORGPROGSOCAC

Over the past two years, have you attended any of the following types of activities sponsored by a Jewish organization, whether in person or online? Primarily social action (volunteering, fundraising)

Response	Weighted %	n
Skipped Question	< 1	37
0, Not selected	75	1698
1, Selected	24	1087
Total	100	2822

ORGPROGOTH

Over the past two years, have you attended any of the following types of activities sponsored by a Jewish organization, whether in person or online? Something else

Response	Weighted %	n
Skipped Question	< 1	37
0, Not selected	96	2690
1, Selected	3	95
Total	100	2822

ORGPROGNONE

Over the past two years, have you attended any of the following types of activities sponsored by a Jewish organization, whether in person or online? None of these

Response	Weighted %	n
Skipped Question	< 1	37
0, Not selected	76	2384
1, Selected	23	401
Total	100	2822

ORGPROGOTH_OTXT

Over the past two years, have you attended any of the following types of activities sponsored by a Jewish organization, whether in person or online? Something else

68 responses

ORGSYN

In the past two years, did you ever participate in Jewish activities sponsored by any of the following organizations, whether in person or online? A congregation or synagogue in L.A. (aside from religious services)

Response	Weighted %	n
Skipped Question	1	25
0, Not selected	59	1077
1, Selected	40	1716
Total	100	2818

ORGCHABAD

In the past two years, did you ever participate in Jewish activities sponsored by any of the following organizations, whether in person or online? A Chabad in L.A.

Response	Weighted %	n
Skipped Question	1	25
0, Not selected	79	2270
1, Selected	19	523
Total	100	2818

ORGNATIONAL

In the past two years, did you ever participate in Jewish activities sponsored by any of the following organizations, whether in person or online? A national Jewish organization like ADL, AIPAC, J Street, Hadassah

Response	Weighted %	n
Skipped Question	1	25
0, Not selected	79	1904
1, Selected	20	889
Total	100	2818

ORGCULTURE

In the past two years, did you ever participate in Jewish activities sponsored by any of the following organizations, whether in person or online? A university, museum, or cultural arts organization

Response	Weighted %	n
Skipped Question	1	25
0, Not selected	68	1714
1, Selected	31	1079
Total	100	2818

ORGNONE

In the past two years, did you ever participate in Jewish activities sponsored by any of the following organizations, whether in person or online? None of these

Response	Weighted %	n
Skipped Question	1	25
0, Not selected	70	2293
1, Selected	29	500
Total	100	2818

VOLANY

In the past two years, did you do any volunteer activities, whether in person or online?

Response	Weighted %	n
Skipped Question	2	56
1, Yes, both with Jewish and non-Jewish organizations or groups	19	1146
2, Yes, with Jewish organizations or groups only	7	454
3, Yes, with non-Jewish organizations or groups only	22	525
4, None of these	50	1227
Total	100	3408

ACTTALK

*In the past year, how often did you participate in the following activities, either in person or online?
Talked with family or friends about Jewish topics.*

Response	Weighted %	n
Skipped Question	1	42
0, Never	8	106
1, Rarely	15	324
2, Sometimes	42	1262
3, Frequently	33	1652
Total	100	3386

ACTSM

*In the past year, how often did you participate in the following activities, either in person or online?
Posted on social media about Jewish life and being Jewish.*

Response	Weighted %	n
Skipped Question	2	66
0, Never	61	1728
1, Rarely	16	581
2, Sometimes	13	607
3, Frequently	7	403
Total	100	3385

ACTREAD

*In the past year, how often did you participate in the following activities, either in person or online? Read
Jewish publications including articles, magazines, and newsletters from a Jewish organization.*

Response	Weighted %	n
Skipped Question	2	36
0, Never	30	483
1, Rarely	25	664
2, Sometimes	26	1096
3, Frequently	17	1109
Total	100	3388

ACTCULT

In the past year, how often did you participate in the following activities, either in person or online? Did Jewish-themed cultural activities like books, TV, theater, music, or podcasts.

Response	Weighted %	n
Skipped Question	2	50
0, Never	39	771
1, Rarely	22	787
2, Sometimes	25	1116
3, Frequently	12	660
Total	100	3384

ACTFOOD

In the past year, how often did you participate in the following activities, either in person or online? Ate Jewish foods, aside from Shabbat and holiday meals.

Response	Weighted %	n
Skipped Question	2	51
0, Never	14	236
1, Rarely	17	466
2, Sometimes	43	1465
3, Frequently	24	1167
Total	100	3385

ACTTEXT

In the past year, how often did you participate in the following activities, either in person or online? Studied or learned Jewish texts.

Response	Weighted %	n
Skipped Question	3	87
0, Never	60	1359
1, Rarely	17	711
2, Sometimes	12	656
3, Frequently	8	570
Total	100	3383

ACTSYM

*In the past year, how often did you participate in the following activities, either in person or online?
Wore a specifically Jewish symbol in public (e.g., Jewish star, Kippah/Yarmulka).*

Response	Weighted %	n
Skipped Question	2	63
0, Never	60	1629
1, Rarely	14	599
2, Sometimes	13	527
3, Frequently	10	565
Total	100	3383

ORGCOMFKNOW

Which of the following makes you feel welcome and comfortable at Jewish events? When you know other people there

Response	Weighted %	n
Skipped Question	2	43
0, Not selected	23	505
1, Selected	74	2818
Total	100	3366

ORGCOMFREFLECT

Which of the following makes you feel welcome and comfortable at Jewish events? When you see yourself reflected in the people who attend

Response	Weighted %	n
Skipped Question	2	43
0, Not selected	52	1514
1, Selected	46	1809
Total	100	3366

ORGCOMFDIVERSE

Which of the following makes you feel welcome and comfortable at Jewish events? When people with diverse backgrounds attend

Response	Weighted %	n
Skipped Question	2	43
0, Not selected	51	1751
1, Selected	46	1572
Total	100	3366

ORGCOMFRITEXP

Which of the following makes you feel welcome and comfortable at Jewish events? When Jewish rituals are explained

Response	Weighted %	n
Skipped Question	2	43
0, Not selected	62	2126
1, Selected	36	1197
Total	100	3366

ORGCOMFNORELIG

Which of the following makes you feel welcome and comfortable at Jewish events? When events have no religious components

Response	Weighted %	n
Skipped Question	2	43
0, Not selected	69	2654
1, Selected	29	669
Total	100	3366

ORGCOMFINVITE

Which of the following makes you feel welcome and comfortable at Jewish events? When someone personally invites you

Response	Weighted %	n

Skipped Question	2	43
0, Not selected	33	932
1, Selected	64	2391
Total	100	3366

ORGCOMFLEAD

Which of the following makes you feel welcome and comfortable at Jewish events? When you are encouraged to take a leadership role

Response	Weighted %	n
Skipped Question	2	43
0, Not selected	86	2643
1, Selected	12	680
Total	100	3366

ORGCOMFEXPLICIT

Which of the following makes you feel welcome and comfortable at Jewish events? When policies around inclusion and diversity are made explicit

Response	Weighted %	n
Skipped Question	2	43
0, Not selected	67	2302
1, Selected	31	1021
Total	100	3366

ORGCOMFOTH

Which of the following makes you feel welcome and comfortable at Jewish events? Something else

Response	Weighted %	n
Skipped Question	2	43
0, Not selected	93	3152
1, Selected	4	171
Total	100	3366

ORGCOMFNONE

Which of the following makes you feel welcome and comfortable at Jewish events? None of these

Response	Weighted %	n
Skipped Question	2	43
0, Not selected	89	3182
1, Selected	9	141
Total	100	3366

ORGCOMFOTH_OTXT

Which of the following makes you feel welcome and comfortable at Jewish events? Something else

124 responses

CHARANY /^\

Over the past year, did you or your spouse make any charitable donations?

Response	Weighted %	n
Skipped Question	< 1	23
1, Yes, both to Jewish and non-Jewish organizations	50	2502
2, Yes, to Jewish organizations only	5	282
3, Yes, to non-Jewish organizations only	28	371
1, Yes, both to Jewish and non-Jewish organizations	11	204
77, Don't know	4	76
Total	100	3458

CHARFED /^\

Over the past year, have you or your spouse made a charitable contribution to the Jewish Federation of Greater Los Angeles?

Response	Weighted %	n
Skipped Question	< 1	14
0, No	82	2140
1, Yes	3	894
77, Don't Know	14	384

Total	100	3432

CHAREDU

Thinking about the causes that you might volunteer for or donate to, which of the following are most important to you? Education (e.g., early childhood, camp, day schools, college)

Response	Weighted %	n
Skipped Question	2	48
0, Not selected	55	1597
1, Selected	43	1706
Total	100	3351

CHARHUMSVC

Thinking about the causes that you might volunteer for or donate to, which of the following are most important to you? Human Services (e.g., homelessness, food insecurity, elder care)

Response	Weighted %	n
Skipped Question	2	48
0, Not selected	43	1237
1, Selected	56	2066
Total	100	3351

CHARSOCJ

Thinking about the causes that you might volunteer for or donate to, which of the following are most important to you? Social Justice (e.g., economic, racial)

Response	Weighted %	n
Skipped Question	2	48
0, Not selected	48	1581
1, Selected	50	1722
Total	100	3351

CHARMENT

Thinking about the causes that you might volunteer for or donate to, which of the following are most important to you? Mental Health (e.g., counseling, substance abuse, anxiety/depression)

Response	Weighted %	n
Skipped Question	2	48
0, Not selected	60	2104
1, Selected	38	1199
Total	100	3351

CHARSYN

Thinking about the causes that you might volunteer for or donate to, which of the following are most important to you? Congregation/Synagogue (not including dues and tuition)

Response	Weighted %	n
Skipped Question	2	48
0, Not selected	79	2000
1, Selected	19	1303
Total	100	3351

CHARENV

Thinking about the causes that you might volunteer for or donate to, which of the following are most important to you? Environment

Response	Weighted %	n
Skipped Question	2	48
0, Not selected	51	1931
1, Selected	48	1372
Total	100	3351

CHARANTI

Thinking about the causes that you might volunteer for or donate to, which of the following are most important to you? Antisemitism

Response	Weighted %	n

Skipped Question	2	48
0, Not selected	52	1574
1, Selected	46	1729
Total	100	3351

CHARISR

Thinking about the causes that you might volunteer for or donate to, which of the following are most important to you? Israel

Response	Weighted %	n
Skipped Question	2	48
0, Not selected	67	1764
1, Selected	32	1539
Total	100	3351

CHARARTS

Thinking about the causes that you might volunteer for or donate to, which of the following are most important to you? Arts and Culture

Response	Weighted %	n
Skipped Question	2	48
0, Not selected	61	2059
1, Selected	37	1244
Total	100	3351

CHAROTH

Thinking about the causes that you might volunteer for or donate to, which of the following are most important to you? Something else

Response	Weighted %	n
Skipped Question	2	48
0, Not selected	88	3047
1, Selected	10	256
Total	100	3351

CHARNONE

Thinking about the causes that you might volunteer for or donate to, which of the following are most important to you? None of these

Response	Weighted %	n
Skipped Question	2	48
0, Not selected	94	3242
1, Selected	4	61
Total	100	3351

CHAROTH_OTXT

Thinking about the causes that you might volunteer for or donate to, which of the following are most important to you? Something else

281 responses

CHARWILL

Have you designated any charitable organization as a beneficiary in your will or estate planning?

Response	Weighted %	n
Skipped Question	2	63
1, Yes, both Jewish and non-Jewish organizations	4	217
2, Yes, Jewish organizations only	2	176
3, Yes, non-Jewish organizations only	4	109
4, No charitable donations	47	1664
5, Don't have a will	35	937
77, Don't know	5	185
Total	100	3351

HLCAREGIVER /^\

Do you or anyone in your household manage the care or personally provide care for any close relatives or friends on a regular basis, aside from routine childcare?

Response	Weighted %	n

Skipped Question	2	52
1, Yes, personally provide care	8	251
2, Yes, manage care provided by others	5	201
3, Yes, both manage care and personally provide care	6	199
4, No	80	2717
Total	100	3420

HLCAREWHOPAR /\^

For whom do you or anyone in your household manage the care or personally provide care, aside from routine childcare? A parent or in-law

Response	Weighted %	n
Skipped Question	2	19
0, Not selected	34	212
1, Selected	64	419
Total	100	650

HLCAREWHOSPOUSE /\^

For whom do you or anyone in your household manage the care or personally provide care, aside from routine childcare? Your spouse

Response	Weighted %	n
Skipped Question	2	19
0, Not selected	87	553
1, Selected	10	78
Total	100	650

HLCAREWHOADCH /\^

For whom do you or anyone in your household manage the care or personally provide care, aside from routine childcare? An adult child age 18 or older

Response	Weighted %	n
Skipped Question	2	19
0, Not selected	89	561

1, Selected	8	70
Total	100	650

HLCAREWHOMINCH /\^

For whom do you or anyone in your household manage the care or personally provide care, aside from routine childcare? A child under age 18 with special needs

Response	Weighted %	n
Skipped Question	2	19
0, Not selected	95	606
1, Selected	2	25
Total	100	650

HLCAREWHOOOTH /\^

For whom do you or anyone in your household manage the care or personally provide care, aside from routine childcare? Someone else

Response	Weighted %	n
Skipped Question	2	19
0, Not selected	78	532
1, Selected	20	99
Total	100	650

HLCAREWHOOOTH_OTXT /\^

For whom do you or anyone in your household manage the care or personally provide care, aside from routine childcare? Someone else

85 responses

HLRESPNH

Do you currently reside in an assisted living facility, nursing home, or an independent senior living building or community?

Response	Weighted %	n

Skipped Question	< 1	5
0, No	98	1206
1, Yes	1	18
Total	100	1229

HLDISANY /^\

Do you or anyone in your household have a chronic health issue, mental health issue, special need, or disability that limits work, school, or activities?

Response	Weighted %	n
Skipped Question	2	47
0, No	75	2667
1, Yes	23	699
Total	100	3413

HLDISWHORESP /^\

Which members of the household are affected by a chronic health issue, mental health issue, special need, or disability? You personally

Response	Weighted %	n
Skipped Question	2	13
0, Not selected	54	307
1, Selected	44	253
Total	100	573

HLDISWHOSP /^\

Which members of the household are affected by a chronic health issue, mental health issue, special need, or disability? Your spouse

Response	Weighted %	n
Skipped Question	2	13
0, Not selected	57	347
1, Selected	41	213
Total	100	573

HLDISWHOAD /\^

Which members of the household are affected by a chronic health issue, mental health issue, special need, or disability? Another adult in the household

Response	Weighted %	n
Skipped Question	2	13
0, Not selected	68	415
1, Selected	30	145
Total	100	573

HLDISWHOCH /\^

Which members of the household are affected by a chronic health issue, mental health issue, special need, or disability? A child under age 18

Response	Weighted %	n
Skipped Question	2	13
0, Not selected	84	473
1, Selected	14	87
Total	100	573

HLDISMENT /\^

What chronic health issues, mental health issues, special needs, or disabilities do you or anyone in your household have? Severe and persistent mental illness (e.g., depression, anxiety, bipolar, schizophrenia)

Response	Weighted %	n
Skipped Question	2	20
0, Not selected	70	492
1, Selected	28	183
Total	100	695

HLDISINT /\^

What chronic health issues, mental health issues, special needs, or disabilities do you or anyone in your household have? Developmental disability (e.g., ADHD, autism)

Response	Weighted %	n
Skipped Question	2	20
0, Not selected	76	540
1, Selected	22	135
Total	100	695

HLDISPHYS /^\

What chronic health issues, mental health issues, special needs, or disabilities do you or anyone in your household have? Physical disability (e.g., chronic pain, limited mobility, cerebral palsy)

Response	Weighted %	n
Skipped Question	2	20
0, Not selected	57	421
1, Selected	41	254
Total	100	695

HLDISCHRON /^\

What chronic health issues, mental health issues, special needs, or disabilities do you or anyone in your household have? Chronic illness (e.g., asthma, diabetes, cancer, HIV, heart disease)

Response	Weighted %	n
Skipped Question	2	20
0, Not selected	57	361
1, Selected	41	314
Total	100	695

HLDISADD /^\

What chronic health issues, mental health issues, special needs, or disabilities do you or anyone in your household have? Substance abuse/addiction

Response	Weighted %	n

Skipped Question	2	20
0, Not selected	96	661
1, Selected	2	14
Total	100	695

HLDISDEMENTIA /\

What chronic health issues, mental health issues, special needs, or disabilities do you or anyone in your household have? Dementia, including Alzheimer's Disease

Response	Weighted %	n
Skipped Question	2	20
0, Not selected	95	647
1, Selected	3	28
Total	100	695

HLDISCOVID /\

What chronic health issues, mental health issues, special needs, or disabilities do you or anyone in your household have? Complications related to COVID-19

Response	Weighted %	n
Skipped Question	2	20
0, Not selected	96	666
1, Selected	2	9
Total	100	695

HLDISOTH /\

What chronic health issues, mental health issues, special needs, or disabilities do you or anyone in your household have? Other

Response	Weighted %	n
Skipped Question	2	20
0, Not selected	90	622
1, Selected	8	53
Total	100	695

HLDISNONE /\

What chronic health issues, mental health issues, special needs, or disabilities do you or anyone in your household have? None of these

Response	Weighted %	n
Skipped Question	2	20
0, Not selected	93	655
1, Selected	5	20
Total	100	695

HLDISOTH_OTXT /\

What chronic health issues, mental health issues, special needs, or disabilities do you or anyone in your household have? Other

74 responses

HLDISNEEDS /\

In the last 3 months, did you receive all services needed to manage the health issues, special needs, mental health issues, or disabilities?

Response	Weighted %	n
Skipped Question	< 1	10
0, No	23	119
1, Yes	65	497
3, No services needed	12	69
Total	100	695

HLTRANS /\

In the last 3 months, has lack of transportation kept you or someone in your household from medical appointments, meetings, work, or getting things for daily living?

Response	Weighted %	n
Skipped Question	< 1	33
0, No	94	3257

1, Yes, all of the time	1	14
2, Yes, some of the time	4	103
Total	100	3407

HLISOLATED

Thinking about your personal support network-relatives and friends living nearby who you can rely on for help or support-how many people would you say you can rely on?

Response	Weighted %	n
Skipped Question	2	27
1, A lot of people	17	684
2, A fair number of people	29	1108
3, Just a few people	46	1379
4, No one	6	125
Total	100	3323

HLLONELY

In the past MONTH, how often did you feel lonely?

Response	Weighted %	n
Skipped Question	2	32
1, Never	35	1156
2, Rarely	29	986
3, Sometimes	25	863
4, Often	7	242
5, All the time	2	34
Total	100	3313

HLDIFF

In the past MONTH, how often did you feel that emotional or mental difficulties hurt your ability to live your day to day life?

Response	Weighted %	n
Skipped Question	2	35
1, Never	50	1740

2, Rarely	26	851
3, Sometimes	16	544
4, Often	4	118
5, All the time	2	25
Total	100	3313

HLCAREDL /\

Inside your home or apartment, do you or any other adult in your household typically need help with any of the following daily activities-doing housework, preparing meals, dressing and undressing, taking a bath or a shower, or walking up and down stairs?

Response	Weighted %	n
Skipped Question	< 1	12
0, No	89	1240
1, Yes	11	155
Total	100	1407

HLCARERHHREL /\

Who provides the necessary help? A relative or friend who lives with you

Response	Weighted %	n
Skipped Question	8	4
0, Not selected	74	106
1, Selected	18	46
Total	100	156

HLCARERNONHHREL /\

Who provides the necessary help? A relative or friend who does not live with you

Response	Weighted %	n
Skipped Question	8	4
0, Not selected	87	144
1, Selected	5	8
Total	100	156

HLCARERHHPROV /\^

Who provides the necessary help? A paid care provider who lives with you

Response	Weighted %	n
Skipped Question	8	4
0, Not selected	87	141
1, Selected	5	11
Total	100	156

HLCARERNONHPROV /\^

Who provides the necessary help? A paid care provider who does not live with you

Response	Weighted %	n
Skipped Question	8	4
0, Not selected	71	108
1, Selected	21	44
Total	100	156

HLCAREROTH /\^

Who provides the necessary help? Someone else

Response	Weighted %	n
Skipped Question	8	4
0, Not selected	78	136
1, Selected	14	16
Total	100	156

HLCARERNONE /\^

Who provides the necessary help? Do not receive care on a regular basis

Response	Weighted %	n
Skipped Question	8	4

0, Not selected	53	109
1, Selected	39	43
Total	100	156

HLPREFJ

If you were to need help related to health, employment, finances, or other needs, how important would it be to you that those services be provided by a Jewish organization?

Response	Weighted %	n
Skipped Question	1	34
1, Not at all important	51	1241
2, A little important	19	868
3, Somewhat important	21	792
4, Very important	8	368
Total	100	3303

WBEMP

Are you currently working for pay?

Response	Weighted %	n
Skipped Question	2	37
1, Yes, full-time in one job or position	42	1463
2, Yes, part-time in one job or position	11	408
3, Yes, working in multiple positions	9	245
4, No, not working for pay	9	274
5, No, unemployed and looking for work	6	123
6, No, on temporary leave	2	32
7, No, retired	21	715
Total	100	3297

WBUNDEREDUEXP

Even though you are working for pay, do you consider yourself underemployed for any of the following reasons? My job does not utilize my education, experience, or training

Response	Weighted %	n

Skipped Question	3	60
0, Not selected	87	1914
1, Selected	10	139
Total	100	2113

WBUNDERNOFT

Even though you are working for pay, do you consider yourself underemployed for any of the following reasons? I am not able to find a full-time job in my field

Response	Weighted %	n
Skipped Question	3	60
0, Not selected	92	1980
1, Selected	5	73
Total	100	2113

WBUNDERINCOME

Even though you are working for pay, do you consider yourself underemployed for any of the following reasons? My job does not provide sufficient income for my needs

Response	Weighted %	n
Skipped Question	3	60
0, Not selected	86	1819
1, Selected	11	234
Total	100	2113

WBUNDERNONE

Even though you are working for pay, do you consider yourself underemployed for any of the following reasons? I do not consider myself underemployed

Response	Weighted %	n
Skipped Question	3	60
0, Not selected	20	358
1, Selected	76	1695
Total	100	2113

WBUNEMPWKS

For how long have you been unemployed? Indicate number of weeks OR number of months Number of weeks

Response	Weighted %	n
Skipped Question	15	1
1	4	3
2	10	4
3	35	3
4	32	1
5	< 1	1
6	< 1	1
10	< 1	1
32	< 1	1
52	3	3
Total	100	19

WBUNEMPMOS

For how long have you been unemployed? Indicate number of weeks OR number of months Number of months

Response	Weighted %	n
Skipped Question	9	7
1	< 1	1
2	4	5
3	< 1	1
4	4	2
5	2	2
6	11	7
7	< 1	1
8	2	2
9	5	3
10	< 1	2
12	9	13
13	3	1
14	5	14
15	9	12
16	13	13
17	< 1	1

18	11	6
20	3	4
22	< 1	2
24	4	2
36	6	3
48	1	3
51	< 1	1
56	< 1	1
90	< 1	1
Total	100	110

WBUNEMP

Are you currently receiving unemployment benefits?

Response	Weighted %	n
Skipped Question	0	1
0, No	45	53
1, Yes	55	69
Total	100	123

WBSPOUSE

Is your spouse currently working for pay?

Response	Weighted %	n
Skipped Question	1	25
1, Yes, full-time in one job or position	48	1169
2, Yes, part-time in one job or position	9	206
3, Yes, working in multiple positions	7	117
4, No, not working for pay	6	175
5, No, unemployed and looking for work	6	66
6, No, on temporary leave	1	16
7, No, retired	22	473
Total	100	2247

WBFINSIT /\

Which of these statements best describes your household's financial situation?

Response	Weighted %	n
Skipped Question	3	73
1, Cannot make ends meet	1	55
2, Just managing to make ends me	17	483
3, Have enough money	34	1055
4, Have some extra money	25	815
5, Well off	20	896
Total	100	3377

WBFINSITCHG /\^

Compared to the beginning of 2020, before the coronavirus crisis, how is your household's financial situation today?

Response	Weighted %	n
Skipped Question	2	58
1, Much worse than before	4	105
2, Somewhat worse than before	11	390
3, About the same as before	57	1961
4, Somewhat better than before	19	665
5, Much better than before	7	192
Total	100	3371

WBFINPAST /\^

Now thinking about your household's financial situation the past three years, have there been times when your household either could not make ends meet or was just managing to make ends meet?

Response	Weighted %	n
Skipped Question	< 1	7
0, No	87	2461
1, Yes	12	295
Total	100	2763

WBFINCONBASE

Right now, how confident are you about each of the following? You will be able to afford basic living expenses

Response	Weighted %	n
Skipped Question	2	48
1, Not at all confident	3	41
2, Not too confident	4	82
4, Somewhat confident	22	586
5, Very confident	68	2494
6, Does not apply	< 1	24
Total	100	3275

WBFINCONHLTH

Right now, how confident are you about each of the following? You will be able to afford healthcare

Response	Weighted %	n
Skipped Question	2	49
1, Not at all confident	2	48
2, Not too confident	8	134
4, Somewhat confident	27	739
5, Very confident	58	2256
6, Does not apply	2	49
Total	100	3275

WBFINCONLOAN

Right now, how confident are you about each of the following? You will be able to pay any student loan debt

Response	Weighted %	n
Skipped Question	72	2472
1, Not at all confident	3	39
2, Not too confident	4	45
4, Somewhat confident	5	82
5, Very confident	6	167
6, Does not apply	12	326
Total	100	3131

WBFINCONRET

Right now, how confident are you about each of the following? You will have enough money for retirement

Response	Weighted %	n
Skipped Question	26	669
1, Not at all confident	8	184
2, Not too confident	11	307
4, Somewhat confident	25	819
5, Very confident	27	1184
6, Does not apply	3	57
Total	100	3220

WBFINCONSAVE

Right now, how confident are you about each of the following? You will keep current savings and/or investments

Response	Weighted %	n
Skipped Question	3	61
1, Not at all confident	5	143
2, Not too confident	14	324
4, Somewhat confident	34	1110
5, Very confident	41	1568
6, Does not apply	3	70
Total	100	3276

WBINC / ^

Was your household's total income in 2020...

Response	Weighted %	n
Skipped Question	3	60
1, Less than \$50,000	11	251
2, \$50,000 to \$74,999	10	258
3, \$75,000 to \$99,999	9	286
4, \$100,000 to \$149,999	16	481
5, \$150,000 to \$249,999	14	556
6, \$250,000 to \$499,999	8	426
7, \$500,000 up to \$1 million	2	160
8, \$1 million or more	1	77

77, Don't know	2	63
97, Prefer not to answer	24	735
Total	100	3353

WBFPL1M /\

Was your household's total income in 2020...

Response	Weighted %	n
Skipped Question	5	10
1, Less than \$32,000	4	6
2, At least \$32,000	24	52
97, Prefer not to answer	67	114
Total	100	182

WBFPL1 /\

Was your household's total income in 2020...

Response	Weighted %	n
1, Less than \$13,000	18	21
2, At least \$13,000 but less than \$19,000	18	20
3, At least \$19,000 but less than \$32,000	28	43
4, At least \$32,000	30	45
97, Prefer not to answer	6	11
Total	100	140

WBFPL2M /\

Was your household's total income in 2020...

Response	Weighted %	n
Skipped Question	6	13
1, Less than \$43,000	< 1	2
2, At least \$43,000	36	116
97, Prefer not to answer	57	188
Total	100	319

WBFPL2 /^*Was your household's total income in 2020...*

Response	Weighted %	n
1, Less than \$17,000	3	2
2, At least \$17,000 but less than \$26,000	36	13
3, At least \$26,000 but less than \$43,000	44	16
4, At least \$43,000	17	10
		2
Total	100	43

WBFPL3M /^*Was your household's total income in 2020...*

Response	Weighted %	n
Skipped Question	10	9
1, Less than \$50,000	3	1
2, At least \$50,000	26	33
97, Prefer not to answer	62	83
Total	100	126

WBFPL3A /^*Was your household's total income in 2020...*

Response	Weighted %	n
1, Less than \$22,000	19	2
2, At least \$22,000 but less than \$33,000	25	5
3, At least \$33,000	45	11
97, Prefer not to answer	11	3
Total	100	21

WBFPL4M /^*Was your household's total income in 2020...*

Response	Weighted %	n
Skipped Question	11	11
2, At least \$66,000	20	50
97, Prefer not to answer	69	65
Total	100	126

WBFPL4A /\

Was your household's total income in 2020...

Response	Weighted %	n
1, Less than \$26,000	19	7
2, At least \$26,000 but less than \$39,000	21	3
3, At least \$39,000	48	6
97, Prefer not to answer	12	2
Total	100	18

WBFPL4B /\

Was your household's total income in 2020...

Response	Weighted %	n
Skipped Question	2	1
1, Less than \$66,000	38	11
2, At least \$66,000	60	15
Total	100	28

WBFPL5M /\

Was your household's total income in 2020...

Response	Weighted %	n
Skipped Question	6	1
1, Less than \$75,000	< 1	1
2, At least \$75,000	15	17
97, Prefer not to answer	79	30

Total	100	49
-------	-----	----

WBFPL5A /\

Was your household's total income in 2020...

Response	Weighted %	n
1, Less than \$31,000	48	5
2, At least \$31,000 but less than \$46,000	3	2
3, At least \$46,000	8	1
97, Prefer not to answer	41	2
Total	100	10

WBFPL6M /\

Was your household's total income in 2020...

Response	Weighted %	n
2, At least \$88,000	12	6
97, Prefer not to answer	88	14
Total	100	20

WBFPL6C /\

Was your household's total income in 2020...

Response	Weighted %	n
1, Less than \$88,000	8	1
2, At least \$88,000	92	2
Total	100	3

WBFPL7M /\

Was your household's total income in 2020...

Response	Weighted %	n
2, At least \$100,000	44	1

97, Prefer not to answer	56	3
Total	100	4

WBFPL8M /\

Was your household's total income in 2020...

Response	Weighted %	n
1, Less than \$110,000	68	1
2, At least \$110,000	32	1
Total	100	2

WBFPL8A /\

Was your household's total income in 2020...

Response	Weighted %	n
2, At least \$44,000	100	1
Total	100	1

WBFPL8D /\

Was your household's total income in 2020...

Response	Weighted %	n
2, At least \$110,000	100	1
Total	100	1

WBFPL10B /\

Was your household's total income in 2020...

Response	Weighted %	n
1, Less than \$80,000	10	1
2, At least \$80,000	90	1

Total	100	2
-------	-----	---

WBFPL10D /\

Was your household's total income in 2020...

Response	Weighted %	n
1, Less than \$133,000	100	2
Total	100	2

WBHOUSING /\

Do you spend more than 30% of your household's pre-tax income on rent or mortgage payments?

Response	Weighted %	n
Skipped Question	3	75
0, No	59	2102
1, Yes	26	796
77, Don't Know	12	379
Total	100	3352

WBSAVE400 /\

Would your household be able to pay an unexpected \$400 emergency expense with cash, money currently in a bank account, or on a credit card you could pay in full?

Response	Weighted %	n
Skipped Question	3	73
0, No	5	100
1, Yes	93	3171
Total	100	3344

WBSVCMENT /\

For each of the following types of services, please indicate whether you or anyone in your household needed that service in the past year-whether or not you received it. Mental health or substance abuse treatment (e.g., counseling, medication, psychotherapy, inpatient treatment)

Response	Weighted %	n
Skipped Question	4	116
0, Not selected	67	2216
1, Selected	29	998
Total	100	3330

WBSVCDEVDIS /\

For each of the following types of services, please indicate whether you or anyone in your household needed that service in the past year-whether or not you received it. Help for a child or adult who has a developmental disability (e.g., clinical therapies, housing, transportation, social recreation)

Response	Weighted %	n
Skipped Question	4	116
0, Not selected	92	3053
1, Selected	4	161
Total	100	3330

WBSVCEMP /\

For each of the following types of services, please indicate whether you or anyone in your household needed that service in the past year-whether or not you received it. Employment related assistance (e.g., job training or placement)

Response	Weighted %	n
Skipped Question	4	116
0, Not selected	88	2992
1, Selected	8	222
Total	100	3330

WBSVCLEG /\

For each of the following types of services, please indicate whether you or anyone in your household needed that service in the past year-whether or not you received it. Legal assistance (e.g., evictions, debt, bankruptcy)

Response	Weighted %	n

Skipped Question	4	116
0, Not selected	89	3029
1, Selected	6	185
Total	100	3330

WBSVCBEN /\

For each of the following types of services, please indicate whether you or anyone in your household needed that service in the past year-whether or not you received it. Help with gaining or maintaining public benefits (accessing unemployment or Medicare)

Response	Weighted %	n
Skipped Question	4	116
0, Not selected	86	2948
1, Selected	10	266
Total	100	3330

WBSVCFD /\

For each of the following types of services, please indicate whether you or anyone in your household needed that service in the past year-whether or not you received it. Food assistance (e.g., food pantry, meals)

Response	Weighted %	n
Skipped Question	4	116
0, Not selected	93	3135
1, Selected	3	79
Total	100	3330

WBSVCFIN /\

For each of the following types of services, please indicate whether you or anyone in your household needed that service in the past year-whether or not you received it. Financial Assistance (e.g., rent, medical costs, transportation costs, utility costs)

Response	Weighted %	n
Skipped Question	4	116
0, Not selected	91	3068

1, Selected	5	146
Total	100	3330

WBSVCVIC /\

For each of the following types of services, please indicate whether you or anyone in your household needed that service in the past year-whether or not you received it. Assistance for a victim, bystander, or witness of domestic violence (e.g., legal, psychological, emotional, educational, medical)

Response	Weighted %	n
Skipped Question	4	116
0, Not selected	95	3185
1, Selected	1	29
Total	100	3330

WBSVCOTH /\

For each of the following types of services, please indicate whether you or anyone in your household needed that service in the past year-whether or not you received it. Other

Response	Weighted %	n
Skipped Question	4	116
0, Not selected	94	3157
1, Selected	2	57
Total	100	3330

WBSVCNONE /\

For each of the following types of services, please indicate whether you or anyone in your household needed that service in the past year-whether or not you received it. Did not need any of these services

Response	Weighted %	n
Skipped Question	4	116
0, Not selected	40	1337
1, Selected	56	1877
Total	100	3330

WBSVCOTH_OTXT /\

For each of the following types of services, please indicate whether you or anyone in your household needed that service in the past year-whether or not you received it. Other

62 responses

WBSVCMENTPRV /\

For each of the following types of services that you needed in the past year, please indicate whether you received the service at all and whether you received the service from a Jewish organization. Mental health or substance abuse treatment

Response	Weighted %	n
Skipped Question	< 1	4
1, Did not receive this service	22	150
2, Received from Jewish provider	8	111
3, Received from non-Jewish provider	64	656
4, Received from both Jewish and non-Jewish providers	6	75
Total	100	996

WBSVCDEVDISPRV /\

For each of the following types of services that you needed in the past year, please indicate whether you received the service at all and whether you received the service from a Jewish organization. Help for a child or adult who has a developmental disability

Response	Weighted %	n
Skipped Question	< 1	1
1, Did not receive this service	31	38
2, Received from Jewish provider	2	15
3, Received from non-Jewish provider	55	85
4, Received from both Jewish and non-Jewish providers	11	22
Total	100	161

WBSVCEMPPRV /\

For each of the following types of services that you needed in the past year, please indicate whether you received the service at all and whether you received the service from a Jewish organization. Employment related assistance

Response	Weighted %	n
Skipped Question	1	3
1, Did not receive this service	47	100
2, Received from Jewish provider	7	17
3, Received from non-Jewish provider	44	90
4, Received from both Jewish and non-Jewish providers	< 1	11
Total	100	221

WBSVCLEGPRV / ^\

For each of the following types of services that you needed in the past year, please indicate whether you received the service at all and whether you received the service from a Jewish organization. Legal assistance

Response	Weighted %	n
Skipped Question	2	2
1, Did not receive this service	30	51
2, Received from Jewish provider	22	35
3, Received from non-Jewish provider	43	74
4, Received from both Jewish and non-Jewish providers	3	16
Total	100	178

WBSVCBENPRV / ^\

For each of the following types of services that you needed in the past year, please indicate whether you received the service at all and whether you received the service from a Jewish organization. Help with gaining or maintaining public benefits

Response	Weighted %	n
Skipped Question	2	5
1, Did not receive this service	36	101
2, Received from Jewish provider	4	9
3, Received from non-Jewish provider	58	138

4, Received from both Jewish and non-Jewish providers	< 1	7
Total	100	260

WBSVCFDPRV /\

For each of the following types of services that you needed in the past year, please indicate whether you received the service at all and whether you received the service from a Jewish organization. Food assistance

Response	Weighted %	n
1, Did not receive this service	42	22
2, Received from Jewish provider	10	12
3, Received from non-Jewish provider	44	39
4, Received from both Jewish and non-Jewish providers	4	6
Total	100	79

WBSVCFINPRV /\

For each of the following types of services that you needed in the past year, please indicate whether you received the service at all and whether you received the service from a Jewish organization. Financial assistance

Response	Weighted %	n
Skipped Question	< 1	2
1, Did not receive this service	53	49
2, Received from Jewish provider	6	16
3, Received from non-Jewish provider	32	57
4, Received from both Jewish and non-Jewish providers	8	17
Total	100	141

WBSVCVICPRV /\

For each of the following types of services that you needed in the past year, please indicate whether you received the service at all and whether you received the service from a Jewish organization. Assistance for a victim, bystander, or witness of domestic violence

Response	Weighted %	n
1, Did not receive this service	45	16
2, Received from Jewish provider	3	2
3, Received from non-Jewish provider	37	9
4, Received from both Jewish and non-Jewish providers	15	2
Total	100	29

WBSVCOTHPRV /\

For each of the following types of services that you needed in the past year, please indicate whether you received the service at all and whether you received the service from a Jewish organization. Other services

Response	Weighted %	n
Skipped Question	11	10
1, Did not receive this service	31	26
2, Received from Jewish provider	12	9
3, Received from non-Jewish provider	28	28
4, Received from both Jewish and non-Jewish providers	17	6
Total	100	79

WBHARDFOOD /\

In the past year, have there been any times when you or anyone in your household did not have enough money for any of the following? Buy the food that they needed

Response	Weighted %	n
Skipped Question	< 1	26
0, Not selected	90	795
1, Selected	9	56
Total	100	877

WBHARDHEALTH /\

In the past year, have there been any times when you or anyone in your household did not have enough money for any of the following? Pay for medical care or medicine that they needed

Response	Weighted %	n
Skipped Question	< 1	26
0, Not selected	86	753
1, Selected	13	98
Total	100	877

WBHARDRENT /\

In the past year, have there been any times when you or anyone in your household did not have enough money for any of the following? Pay the rent or mortgage

Response	Weighted %	n
Skipped Question	< 1	26
0, Not selected	85	737
1, Selected	15	114
Total	100	877

WBHARDUTIL /\

In the past year, have there been any times when you or anyone in your household did not have enough money for any of the following? Pay a utility bill, such as a bill for water, electricity, or heat

Response	Weighted %	n
Skipped Question	< 1	26
0, Not selected	84	755
1, Selected	16	96
Total	100	877

WBHARDWEB /\

In the past year, have there been any times when you or anyone in your household did not have enough money for any of the following? Pay for phone or internet service

Response	Weighted %	n
Skipped Question	< 1	26
0, Not selected	89	799
1, Selected	10	52

Total	100	877
-------	-----	-----

WBHARDCAR /\

In the past year, have there been any times when you or anyone in your household did not have enough money for any of the following? Pay for car expenses

Response	Weighted %	n
Skipped Question	< 1	26
0, Not selected	85	765
1, Selected	14	86
Total	100	877

WBHARDNONE /\

In the past year, have there been any times when you or anyone in your household did not have enough money for any of the following? None of these

Response	Weighted %	n
Skipped Question	< 1	26
0, Not selected	30	204
1, Selected	70	647
Total	100	877

WBHARDPASTFOOD /\

In the past three years, have there been any times when you or anyone in your household did not have enough money for any of the following? Buy the food that they needed

Response	Weighted %	n
Skipped Question	4	95
0, Not selected	94	3172
1, Selected	1	39
Total	100	3306

WBHARDPASTHEALTH /\

In the past three years, have there been any times when you or anyone in your household did not have enough money for any of the following? Pay for medical care or medicine that they needed

Response	Weighted %	n
Skipped Question	4	95
0, Not selected	93	3144
1, Selected	3	67
Total	100	3306

WBHARDPASTRENT /\^

In the past three years, have there been any times when you or anyone in your household did not have enough money for any of the following? Pay the rent or mortgage

Response	Weighted %	n
Skipped Question	4	95
0, Not selected	92	3117
1, Selected	4	94
Total	100	3306

WBHARDPASTUTIL /\^

In the past three years, have there been any times when you or anyone in your household did not have enough money for any of the following? Pay a utility bill, such as a bill for water, electricity, or heat

Response	Weighted %	n
Skipped Question	4	95
0, Not selected	94	3164
1, Selected	2	47
Total	100	3306

WBHARDPASTWEB /\^

In the past three years, have there been any times when you or anyone in your household did not have enough money for any of the following? Pay for phone or internet service

Response	Weighted %	n

Skipped Question	4	95
0, Not selected	94	3171
1, Selected	1	40
Total	100	3306

WBHARDPASTCAR /\

In the past three years, have there been any times when you or anyone in your household did not have enough money for any of the following? Pay for car expenses

Response	Weighted %	n
Skipped Question	4	95
0, Not selected	93	3147
1, Selected	3	64
Total	100	3306

WBHARDPASTNONE /\

In the past three years, have there been any times when you or anyone in your household did not have enough money for any of the following? None of these

Response	Weighted %	n
Skipped Question	4	95
0, Not selected	7	205
1, Selected	89	3006
Total	100	3306

WBASSETS /\

Are your total household assets (e.g., home equity, savings account)...

Response	Weighted %	n
Skipped Question	2	30
1, Less than \$1 million	31	706
2, \$1 million up to \$5 million	30	926
3, \$5 million or more	4	246
97, Prefer not to answer	32	815

Total	100	2723
-------	-----	------

WBJEWJED /\

During the past year, in what ways, if any, did your financial situation limit your participation in Jewish life? Did not enroll children in Jewish education, camp, or activities

Response	Weighted %	n
Skipped Question	4	85
0, Not selected	94	3091
1, Selected	3	139
Total	100	3315

WBJEWJEDFIN /\

During the past year, in what ways, if any, did your financial situation limit your participation in Jewish life? Required financial assistance to enroll children in Jewish education, Jewish camp, or activities

Response	Weighted %	n
Skipped Question	4	85
0, Not selected	94	3090
1, Selected	2	140
Total	100	3315

WBJEWSYN /\

During the past year, in what ways, if any, did your financial situation limit your participation in Jewish life? Did not join a synagogue

Response	Weighted %	n
Skipped Question	4	85
0, Not selected	93	3117
1, Selected	3	113
Total	100	3315

WBJEWSYNFIN /\

During the past year, in what ways, if any, did your financial situation limit your participation in Jewish life? Required financial assistance to maintain synagogue membership

Response	Weighted %	n
Skipped Question	4	85
0, Not selected	95	3078
1, Selected	1	152
Total	100	3315

WBJEWCHAR /\

During the past year, in what ways, if any, did your financial situation limit your participation in Jewish life? Unable to contribute to Jewish causes as much as I would have liked

Response	Weighted %	n
Skipped Question	4	85
0, Not selected	85	2688
1, Selected	11	542
Total	100	3315

WBJEWPART /\

During the past year, in what ways, if any, did your financial situation limit your participation in Jewish life? Unable to participate in some Jewish activities

Response	Weighted %	n
Skipped Question	4	85
0, Not selected	90	2987
1, Selected	6	243
Total	100	3315

WBJEWOTH /\

During the past year, in what ways, if any, did your financial situation limit your participation in Jewish life? Something else

Response	Weighted %	n

Skipped Question	4	85
0, Not selected	96	3207
1, Selected	< 1	23
Total	100	3315

WBJEWNONE /^\

During the past year, in what ways, if any, did your financial situation limit your participation in Jewish life? None of these

Response	Weighted %	n
Skipped Question	4	85
0, Not selected	18	825
1, Selected	79	2405
Total	100	3315

WBJEWOTH_OTXT /^\

During the past year, in what ways, if any, did your financial situation limit your participation in Jewish life? Something else

38 responses

CTSTRGAP_TXT

Based on your experience, what do you consider to be the strengths and gaps of the Los Angeles Jewish community?

1682 responses

CTJCHG_TXT

The COVID-19 crisis has changed lives in many ways. In what ways, if any, did it change the way you think about Jewish life?

1725 responses

SECTION E. SUPPORTING DOCUMENTS

FROM: SJLA@norc.org
SUBJECT: You're invited! Participate in the Jewish LA Study today!
BODY:

Study of Jewish Los Angeles

Dear <<FIRST_NAME>> <<LAST_NAME>,&br/></p></div>

Your voice matters. Make sure you are represented by taking part in the Study of Jewish Los Angeles (SJLA)!

A survey invitation is on the way to you in the mail – you may have already received it. While the mail may be on the way, you can start the survey right now!

This survey will study the diverse needs and interests of the Jewish community in the Los Angeles and Ventura County area to inform the work of local Jewish organizations.

Brandeis University and NORC at the University of Chicago, an independent research organization, are partnering to conduct this study, which is sponsored by the Jewish Federation of Greater Los Angeles. Any information you provide is completely confidential. Your individual responses will not be shared outside of the research team at NORC and Brandeis, and you will not be asked to donate money. Any adult living at your address can complete the survey.

Get started today by clicking on the link below and entering access code: <Access Code>.

[CLICK HERE TO BEGIN YOUR SURVEY NOW](#)

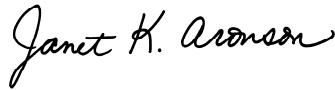
Your experiences and perspective matter to us. Our goal is to have a large, diverse cross section of Jewish households in the Los Angeles and Ventura County area take part in this study. If we don't hear from you, we may call you in the next few weeks to complete the survey. The call will come from NORC at the University of Chicago, (312) 871-4270.

If you have questions, please email SJLA@norc.org or call (877) 777-5454. You can also learn more by visiting SJLA.norc.org. If you would like to speak with someone from the Jewish Federation, please visit <https://www.JewishLA.org/Study>, contact Mara Saliman at Study@JewishLA.org, or call (323) 761-8383.

Please complete the survey soon. Thank you for taking part in this important research.

Sincerely,

E-2



Janet Krasner Aronson, PhD
Assistant Research Professor
Brandeis University



Dan Gaylin
President and CEO
NORC at the University of Chicago

To learn more about this study, please visit SJLA.norc.org.
You can complete the survey at this site by entering your survey access code:
<Access Code>

Hablamos español | **По русски звоните**
(781) 736-4488



This email is intended for **Los Angeles and Ventura County Community Member**, <Access Code>.

Having trouble with the link? You can copy and paste this into your browser: <https://SJLA.norc.org> Need help? Email SJLA@norc.org or call toll-free (877) 777-5454. **Study of Jewish Los Angeles**: 55 E Monroe St, 19th Floor, Chicago, IL 60603. Copyright NORC at the University of Chicago 2020. Use of any content or images is prohibited without prior written approval. To unsubscribe please [click here](#).

[City] Community Member
<<HH Address 1>>
<<HH Address2>>
<<City>>, <<ST>> <<zip>>

June 2021

Dear {CITY] Community Member,

Your voice matters, now more than ever. Your community needs to hear from you. The past year has been challenging, and local organizations need information from our community members to plan for future programs and services. Share your opinion and represent your community by taking part in the LASpeaks! community survey. We are surveying adults in the Los Angeles and Ventura County area about a number of issues facing them to inform the work of local organizations.

It's easy to complete the survey!

1. Visit **LASpeaks.norc.org** or call (877) 777-5454
2. Enter your survey access code: #####
3. Complete the survey– if you need to step away, you can exit and re-enter the survey where you left off

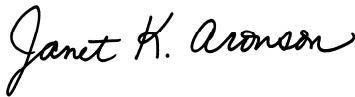
Brandeis University is partnering with NORC at the University of Chicago, an independent research institution, to conduct this study. Your household has been selected to represent other households like yours in Los Angeles and Ventura Counties. Any information you provide is completely confidential. Your individual responses will not be shared outside of the research team at Brandeis and NORC. Any adult living at your address can complete the survey.

Your participation is important to us. Our goal is to have the diverse communities of the Los Angeles and Ventura County area represented. If we don't hear from you, we may call you in the next few weeks to complete the survey. The call will come from NORC at the University of Chicago, (312) 871-4270.

If you have questions, please email LASpeaks@norc.org, call (877) 777-5454, or visit LASpeaks.norc.org.

Please get started as soon as you can. Thank you for taking part in this important research.

Sincerely,



Janet K. Aronson, PhD
Research Scientist
Brandeis University



Dan Gaylin
President and CEO
NORC at the University of Chicago

{NAME}
HH Address 1
HH Address 2
City, ST zip

June 2021

Dear {NAME},

Your voice matters, now more than ever. The past year has been incredibly challenging for many, and local Jewish organizations need information from our community members to best plan for the future.

Make sure your views are heard by taking part in the Study of Jewish Los Angeles (SJLA)! This survey will focus on the diverse needs and interests of the Jewish community in Los Angeles and Ventura Counties to inform the work of local Jewish organizations. We have included a \$2 bill as a small token of appreciation for completing the survey.

Brandeis University is partnering with NORC at the University of Chicago, an independent research institution, to conduct this study, which is made possible by the Jewish Federation of Greater Los Angeles and other local funders. Any information you provide is completely confidential. Your individual responses will not be shared outside of the research team at Brandeis and NORC, and you will not be asked to donate money during the survey or as a result of your participation. Any adult living at your address can complete the survey.

Check your email!
You may receive an invitation
From: SJLA@norc.org
Subject: You're Invited! Participate in SJLA study today
Click on the link, and complete the survey

It's easy to complete the survey!

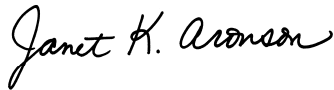
1. Visit SJLA.norc.org or call (877) 777-5454
2. Enter your survey access code: #####
3. Complete the 20-30 minute survey – if needed, you can exit and re-enter the survey where you left off

Your experiences and perspective matter to us. Our goal is to have a large, diverse cross section of Jewish households in LA and Ventura Counties take part in this study. If we don't hear from you, we may call in the next few weeks to request that you complete the survey. The call will come from NORC at the University of Chicago, (312) 871-4270.

If you have questions, please email SJLA@norc.org or call (877) 777-5454. For more information, visit SJLA.norc.org. If you would like to speak with someone from the Jewish Federation, please visit <https://www.JewishLA.org/Study>, contact Mara Saliman at Study@JewishLA.org, or call (323) 761-8383.

Thank you for taking part in this important research and completing the survey as soon as possible.

Sincerely,



Janet K. Aronson, PhD
Associate Director, CMJS
Brandeis University



Dan Gaylin
President and CEO
NORC at the University of Chicago


Take a Survey – Your voice matters!



You still have time to complete the *LASpeaks!* survey.

This survey is by invitation only for residents of LA and Ventura Counties! Any adult living at this address can complete the survey by web or phone.

It's easy to take part!

1. Visit LASpeaks.norc.org or call **(877) 777-5454**
2. Scratch off for your survey **Access Code** → 
3. If you are eligible, complete the survey

Your answers will be kept confidential. There are no right or wrong answers, and your personal information will not be shared with anyone else.

If you have already completed the survey, thank you!

LASpeaks! 2021 Study
55 East Monroe Street, 19th Floor
Chicago, IL 60603
LASpeaks@norc.org | (877) 777-5454

NAME
ADDRESS

Questions?

Email LASpeaks@norc.org | Call (877) 777-5454
Visit LASpeaks.norc.org

Hablamos español | По русски звоните | ما فارسی حرف میزنیم


(781) 736-4488

Take a Survey – Your voice matters!

You still have time to complete the *Study of Jewish Los Angeles!* This survey is by invitation only!

Could you take a few minutes to share your experiences and inform the work of Jewish organizations in the LA and Ventura County area? Any adult living at this address can complete the survey by web or phone.

It's easy to take part!

1. Visit SJLA.norc.org or call (877) 777-5454
2. Scratch off for your survey **Access Code** → 
3. If you are eligible, complete the survey

Your answers will be kept confidential. There are no right or wrong answers, and your personal information will not be shared with anyone else.

If you have already completed the survey, thank you!



SJLA 2021 Study
55 East Monroe Street, 19th Floor
Chicago, IL 60603
SJLA@norc.org | (877) 777-5454

NAME
ADDRESS

Questions?
Email SJLA@norc.org | Call (877) 777-5454
Visit SJLA.norc.org



Hablamos español | По русски звоните | ما فارسی حرف میزنیم
(781) 736-4488