

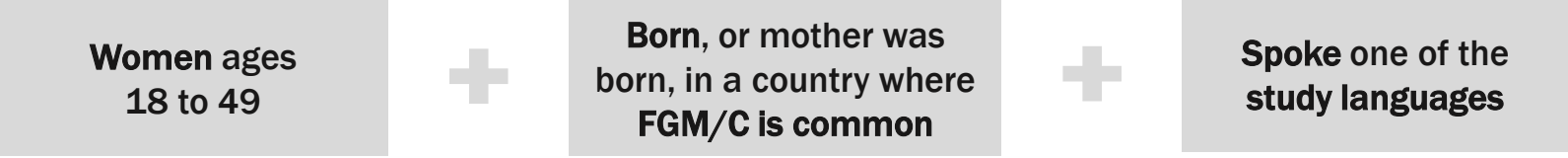


Women's Health Needs Study (WHNS)

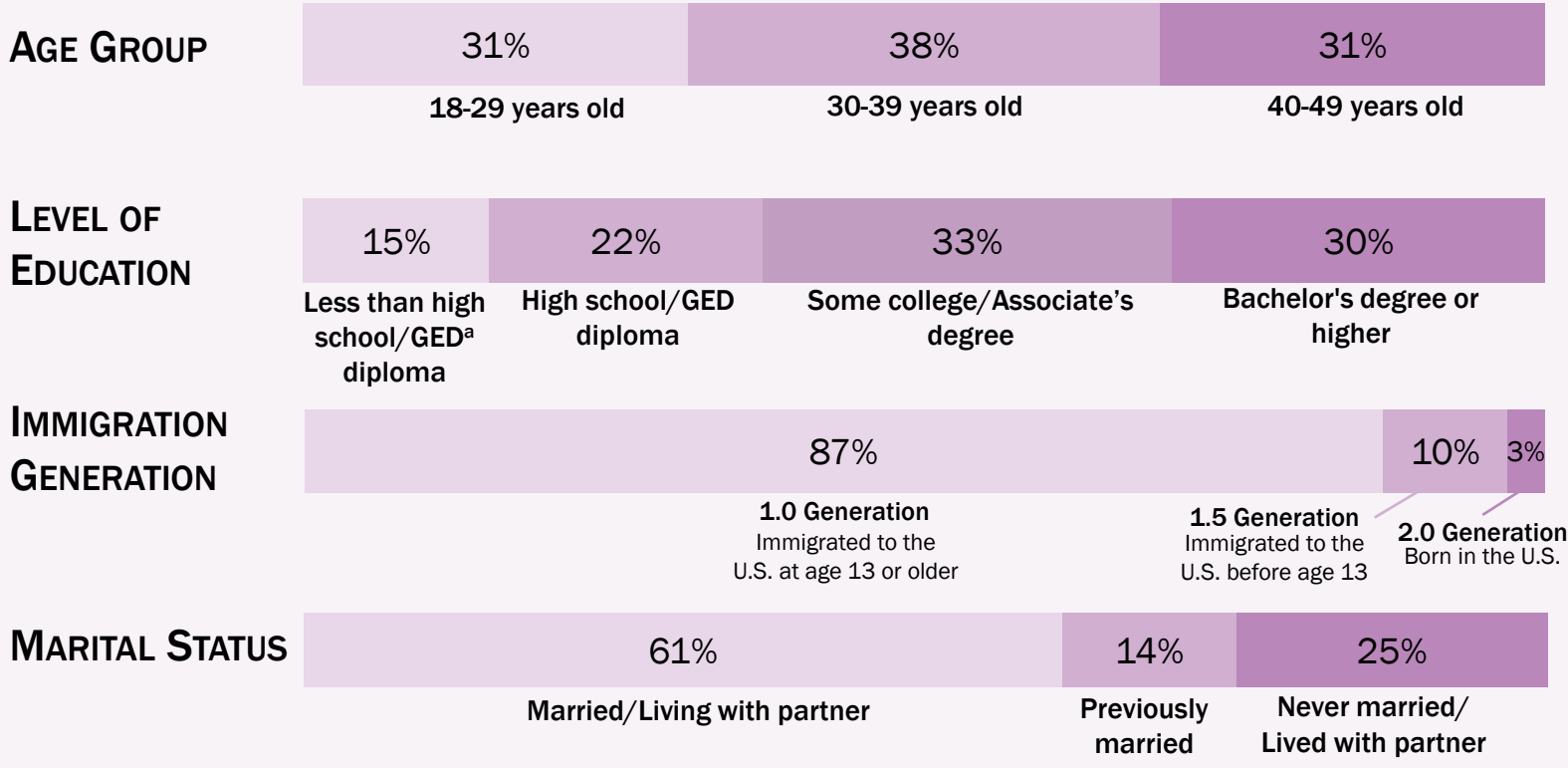
The WHNS was a **one-time survey** that collected information on women's health care experiences and needs, as well as female genital mutilation/cutting (FGM/C).

The study took place from **November 2020 to June 2021** in four metropolitan areas in the United States (**Atlanta, Minneapolis, New York, and Washington, DC**).

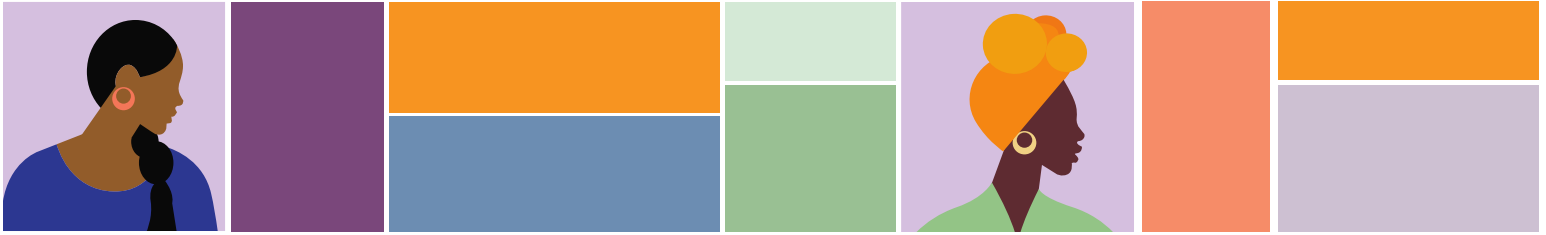
ELIGIBILITY



WHO PARTICIPATED IN THE STUDY 1,132 WOMEN

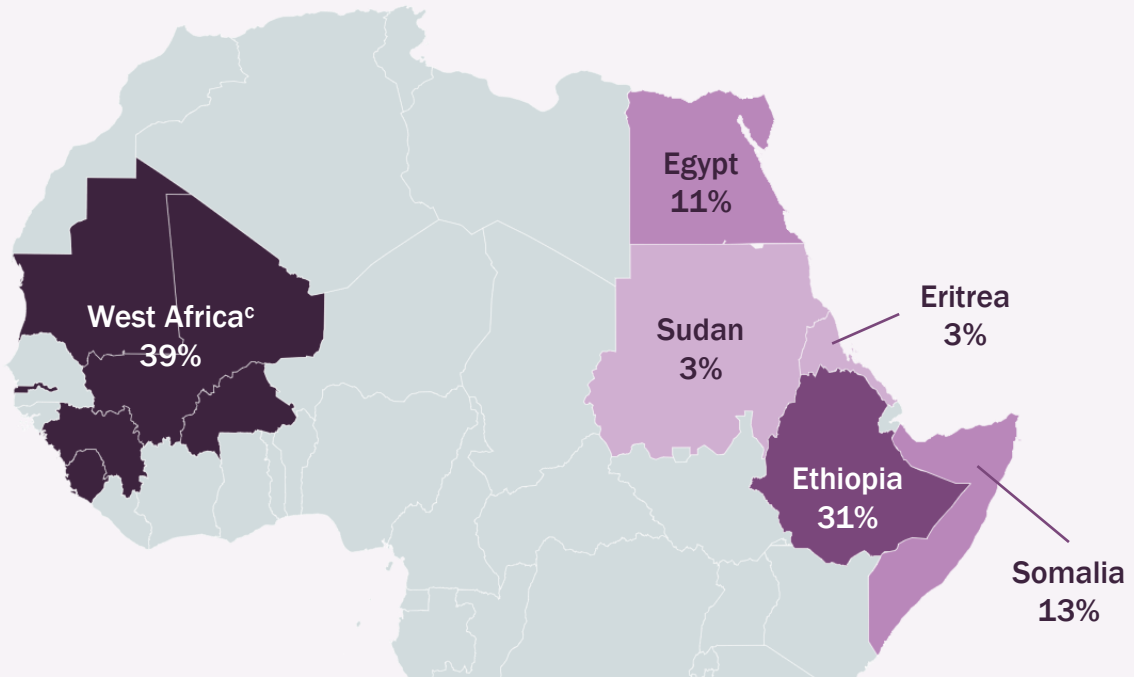


^a General Education Development



WHO PARTICIPATED IN THE STUDY

1,132 WOMEN
COUNTRY OF ORIGIN^{b ^}

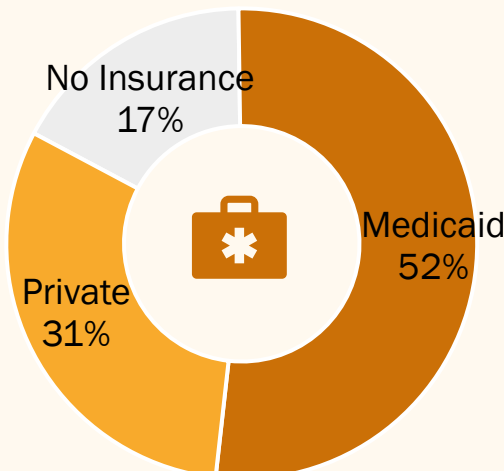


^b Woman's birth country or mother's birth country if woman was not born in eligible country.
^c West Africa includes Burkina Faso, The Gambia, Guinea, Mali, Mauritania, and Sierra Leone.
[^] Country of Origin Map Powered by Bing © GeoNames, Microsoft, OpenStreetMap, TomTom

ACCESS TO HEALTH CARE FOR ALL WOMEN IN THE STUDY

HEALTH INSURANCE COVERAGE

Over half (52%) had Medicaid.



INTERPRETER

27% prefer an interpreter when visiting their health care provider.

Among women who prefer an interpreter, 2 in 3 (66%) were offered one during their last visit.



REPRODUCTIVE HEALTH



77%

of women reported having had a pelvic exam or Pap smear within the last 3 years; 17% never had an exam; 6% had one 4 or more years ago.



51%

of women reported having ever used birth control. 29% of women used birth control in the last 30 days.



45%

of women who had a child reported ever having a C-section. 31% of births were delivered by C-section.



18%

of women who reported ever having sexual intercourse were under 18 at age of first sexual intercourse; 59% were 18 to 24; and 23% were 25 or older.

FGM/C EXPERIENCE

The World Health Organization defines female genital mutilation/cutting (FGM/C) as all procedures involving partial or total removal of the external female genitalia or other injury to the female genital organs whether for cultural, religious, or other non-therapeutic reasons.¹

Over half of women reported experiencing FGM/C.

55%

experienced FGM/C.

45%

did not experience FGM/C.



¹ World Health Organization, United Nations Population Fund & United Nations Children's Fund (UNICEF). (1997). Female genital mutilation: a joint WHO/UNICEF/UNFPA statement. World Health Organization. <https://apps.who.int/iris/handle/10665/41903>.

EXPERIENCE OF WOMEN WITH FGM/C

BY COUNTRY OF ORIGIN



The percentage of women from each country of origin who reported experiencing FGM/C:


- **Somalia: 74%**
- **West African countries^d: 59%**
- **Eritrea: 55%**
- **Sudan: 51%**
- **Ethiopia: 45%**
- **Egypt: 34%**

^d West African countries include Burkina Faso, The Gambia, Guinea, Mali, Mauritania, and Sierra Leone.

BY AGE

Women With FGM/C Within Age Groups

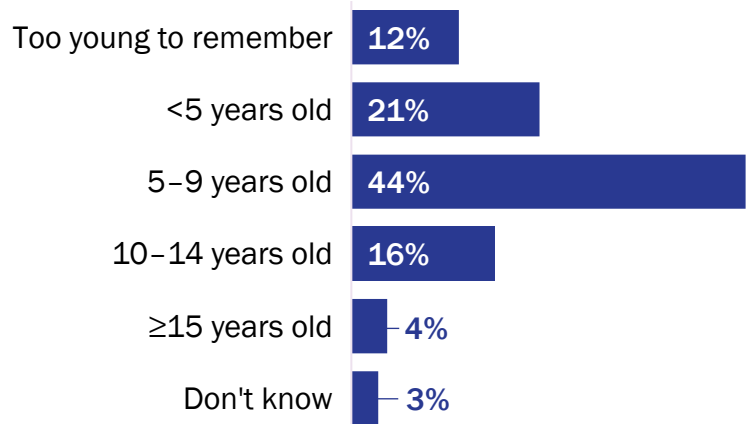
1 in 4 (25%)
women ages 18-24
have experienced
FGM/C.



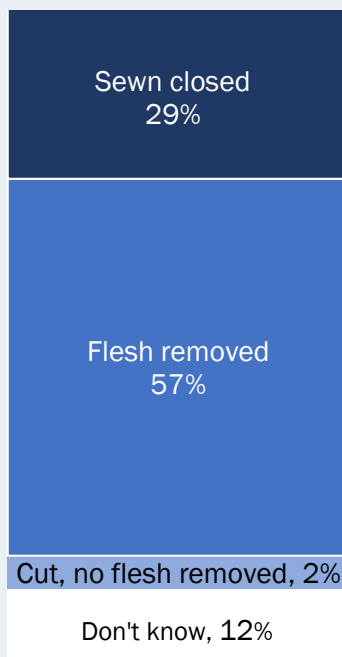
Nearly 3 in 4 (69%)
women ages 40-49
have experienced
FGM/C.



Age at FGM/C Among Women With FGM/C



BY TYPE OF FGM/C



- **29% said their genital area was sewn closed.**
- **57% said flesh was removed from their genital area.**
- **2% said their genital area was cut, no flesh removed.**
- **12% did not know the type of FGM/C they experienced.**

HEALTH CONCERNS OF WOMEN WITH FGM/C



67% reported a **problem with childbirth** compared to 49% of women without FGM/C. This includes postpartum bleeding, extensive vaginal tears from childbirth, or emergency C-sections.



47% reported a **reproductive health problem** compared to 23% of women without FGM/C. This includes difficulty passing period blood, difficulty passing urine, pain with urination, or many urinary tract infections.

44% reported a **sexual health problem** compared to 17% of women without FGM/C. This includes pain or bleeding during sex.




35% reported **feeling sad** for many weeks at a time compared to 24% of women without FGM/C.

COMFORT OF WOMEN WITH FGM/C IN TALKING TO PROVIDER

58% would feel comfortable discussing their FGM/C with a health care provider.



31% have discussed their FGM/C with a health care provider.



FGM/C ATTITUDES OF ALL WOMEN SURVEYED

91% believe FGM/C should be stopped.

87% believe FGM/C can cause health problems later in life.

82% do not believe FGM/C is required by religion.

